

FUJITSU



FO*13C SERIES

Efficiencies 13-15.5 SEER/11.5-13 EER
 Nominal Sizes 1½ to 5 Ton [5.28 to 17.6 kW]
 Cooling Capacities 17.3 to 60.5 kBTU
 [5.7 to 17.7 kW]

Manufactured for
Fujitsu General America, Inc.
 Fairfield, NJ

AIR CONDITIONERS

Features

- New composite base pan – dampens sound, captures louver panels, eliminates corrosion and reduces number of fasteners needed
- Powder coat paint system – for a long lasting professional finish
- Scroll compressor – uses 70% fewer moving parts for higher efficiency and increased reliability
- Modern cabinet aesthetics – increased curb appeal with visually appealing design
- Covered louver panels – provide ultimate coil protection, enhance cabinet strength, and increased cabinet rigidity
- Optimized fan orifice – optimizes airflow and reduces unit sound
- Rust resistant screws – confirmed through 1500-hour salt spray testing
- 3"-4"-5" service valve space – provides a minimum working area of 27-square inches for easier access
- 15" wide, industry leading corner service access – makes repairs easier and faster.
- External gauge port access – allows easy connection of "low-loss" gauge ports
- Single-row condenser coil – makes unit lighter and allows thorough coil cleaning to maintain "out of the box" performance
- Fewer cabinet fasteners – allow for faster access to internal components and hassle-free panel removal
- Service trays – hold fasteners or caps during service calls
- QR code – provides technical information on demand for faster service calls
- Fan motor harness with extra long wires allows unit top to be removed without disconnecting fan wire.




TABLE OF CONTENTS

Model Number Identification	3
Available SKUs	3
General Data/Electrical Data	4
Accessories	5
Unit Dimensions.....	6
Clearances.....	7
Wiring Diagrams	8
Application Guidelines.....	8
Refrigerant Line Size Information	9-10
Performance Data	11-15
Guide Specifications	16
Limited Warranty	17

Air Conditioners*

<u>FO</u>	<u>18</u>	<u>16</u>	<u>C</u>	<u>S</u>	<u>J</u>	<u>N</u>	<u>A</u>
	Capacity	SEER	AC/HP	Speed	Volt	Communication	Pressure
Condenser	18 - 18,000 [5.28 kW] 24 - 24,000 [7.03 kW] 30 - 30,000 [8.79 kW] 36 - 36,000 [10.55 kW] 42 - 42,000 [12.31 kW] 48 - 48,000 [14.07 kW] 60 - 60,000 [17.58 kW]	13 - 13 SEER	C = AC	S = Single	J = 208/230 1 ph C = 208/230 3 ph	N = Non-communicating	A = W/O Switch B = With Switch

**Model number ID's are for reference only. See available SKU page of applicable spec sheet for table of available SKU's for a specific model.

[] Designates Metric Conversions

Available SKUs

Available Models
F01813CSJNA
F02413CSJNA
F03013CSJNA
F03613CSJNA
F04213CSJNA
F04813CSJNA
F06013CSJNA
F03613CSCNB
F04213CSCNB
F04813CSCNB
F06013CSCNB

Physical Data							
PHYSICAL DATA							
Model No.	F01813C	F02413C	F03013C	F03613C	F04213C	F04813C	F06013C
Nominal Tonnage	1.5	2.0	2.5	3.0	3.5	4.0	5.0
Valve Connections							
Liquid Line O.D. – in.	3/8	3/8	3/8	3/8	3/8	3/8	3/8
Suction Line O.D. – in.	3/4	3/4	3/4	3/4	7/8	7/8	7/8
Refrigerant (R410A) furnished oz.¹	54	60	72	86	105	106	148
Compressor Type	Scroll						
Outdoor Coil							
Net face area – Outer Coil	5.9	9.1	9.1	12.1	14.2	14.8	18.8
Net face area – Inner Coil	—	—	—	—	—	—	—
Tube diameter – in.	0.375	0.375	0.375	0.375	0.375	0.375	0.375
Number of rows	1	1	1	1	1	1	1
Fins per inch	22	18	22	22	22	22	22
Outdoor Fan							
Diameter – in.	20	20	20	20	20	24	26
Number of blades	2	2	3	3	2	3	2
Motor hp	1/8	1/8	1/4	1/4	1/8	1/6	1/5
CFM	2040	2325	2795	2900	2465	4144	3870
RPM	1075	1075	1075	1075	1075	850	820
watts	144	137	189	186	176	279	234
Shipping weight – lbs.	127	142	163	164	195	202	235
Operating weight – lbs.	120	135	156	157	188	195	228
Electrical Data							
Line Voltage Data (Volts-Phase-Hz)	208/230-1-60	208/230-1-60	208/230-1-60	208/230-1-60	208/230-1-60	208/230-1-60	208/230-1-60
Maximum overcurrent protection (amps)²	20	25	30	35	40	50	60
Minimum circuit ampacity³	13	15	18	23	24	29	35
Compressor							
Rated load amps	9.7	11.2	12.8	16.7	17.9	21.8	26.4
Locked rotor amps	48	60.8	64	83.9	112	117	134
Condenser Fan Motor							
Full load amps	0.7	0.7	1.3	1.3	0.7	1	1.2
Locked rotor amps	1.3	1.3	2.5	2.6	1.3	2.2	2
Line Voltage Data (Volts-Phase-Hz)				208/230-3-60	208/230-3-60	208/230-3-60	208/230-3-60
Maximum overcurrent protection (amps) ²				20	30	30	35
Minimum circuit ampacity ³				15	18	19	22
Compressor							
Rated load amps				10.4	13.2	13.7	16
Locked rotor amps				73	88	83.1	110
Condenser Fan Motor							
Full load amps				1.3	0.7	1	1.3
Locked rotor amps				2.6	1.3	2.2	2
Line Voltage Data (Volts-Phase-Hz)				460-3-60	460-3-60	460-3-60	460-3-60
Maximum overcurrent protection (amps) ²				15	15	15	15
Minimum circuit ampacity ³				8	8	9	11
Compressor							
Rated load amps				5.8	6	6.2	7.8
Locked rotor amps				38	44	41	52
Condenser Fan Motor							
Full load amps				0.6	0.3	0.6	0.6
Locked rotor amps				2.5	0.9	1.6	1.1

¹Refrigerant charge sufficient for 15 ft. length of refrigerant lines. For longer line set requirements see the installation instructions for information about set length and additional refrigerant charge required.

²HACR type circuit breaker or fuse.

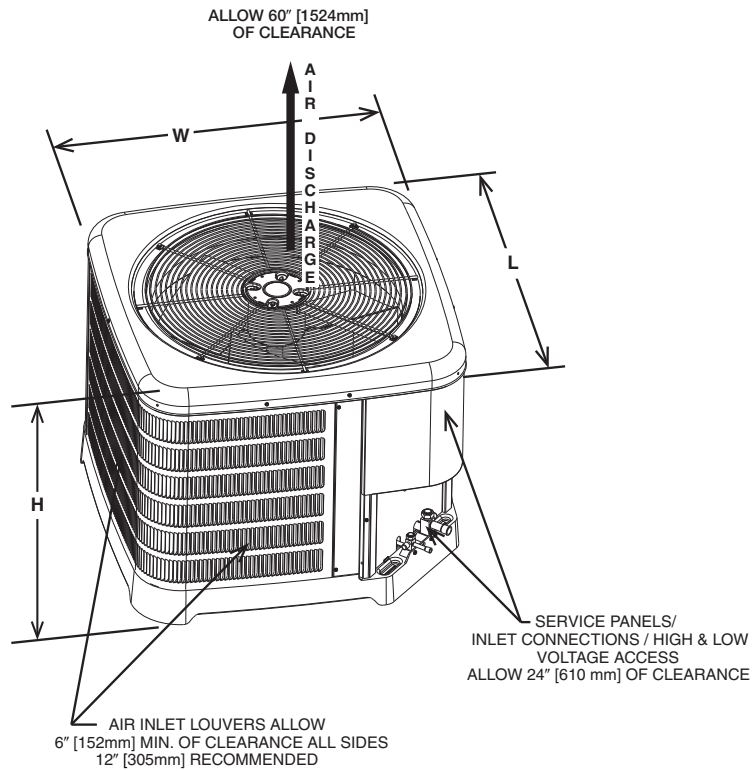
³Refer to National Electrical Code manual to determine wire, fuse and disconnect size requirements.

Accessories

Model No.	F01813	F02413	F03013	F03613	F04213	F04813	F06013	
Compressor crankcase heater*	44-17402-44	44-17402-44	44-17402-44	44-17402-44	44-17402-45	44-17402-45	44-17402-45	
Low ambient control	RXAD-A08	RXAD-A08	RXAD-A08	RXAD-A08	RXAD-A08	RXAD-A08	RXAD-A08	
Compressor sound cover	68-23427-26	68-23427-26	68-23427-26	68-23427-26	68-23427-25	68-23427-25	68-23427-25	
Compressor hard start kit	SK-A1	SK-A1	SK-A1	SK-A1	SK-A1	SK-A1	SK-A1	
Compressor time delay	RXMD-B01	RXMD-B01	RXMD-B01	RXMD-B01	RXMD-B01	RXMD-B01	RXMD-B01	
Low pressure control	RXAC-A07	RXAC-A07	RXAC-A07	RXAC-A07	RXAC-A07	RXAC-A07	RXAC-A07	
High pressure control	RXAB-A07	RXAB-A07	RXAB-A07	RXAB-A07	RXAB-A07	RXAB-A07	RXAB-A07	
Liquid Line Solenoid (24 VAC, 50/60 Hz)	Solenoid Valve	200RD2T3TVLC	200RD2T3TVLC	200RD2T3TVLC	200RD2T3TVLC	200RD2T3TVLC	200RD3T3TVLC	200RD3T3TVLC
	Solenoid Coil	61-AMG24V	61-AMG24V	61-AMG24V	61-AMG24V	61-AMG24V	61-AMG24V	61-AMG24V
Liquid Line Solenoid (120/240 VAC, 50/60 Hz)	Solenoid Valve	200RD2T3TVLC	200RD2T3TVLC	200RD2T3TVLC	200RD2T3TVLC	200RD2T3TVLC	200RD3T3TVLC	200RD3T3TVLC
	Solenoid Coil	61-AMG120/240V	61-AMG120/240V	61-AMG120/240V	61-AMG120/240V	61-AMG120/240V	61-AMG120/240V	61-AMG120/240V
Top Cap w/Label	91-101123-30	91-101123-30	91-101123-30	91-101123-30	91-101123-30	91-101123-30	91-101123-30	
Heat Pump Riser 6 in.	686020	686020	686020	686020	686020	686020	686020	

Unit Dimensions

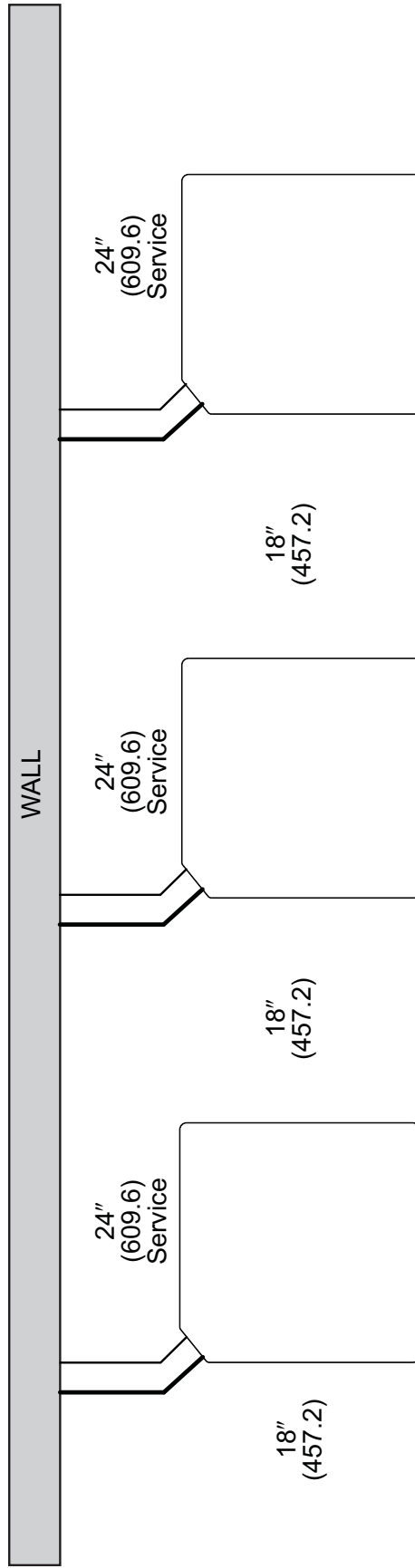
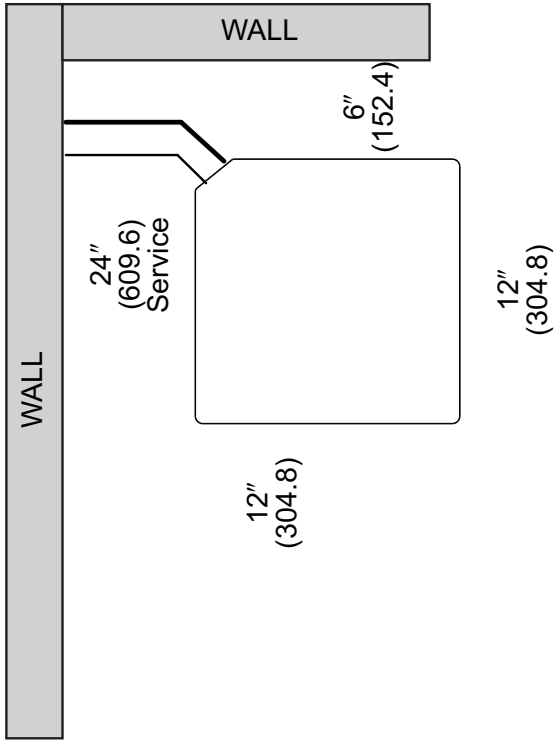
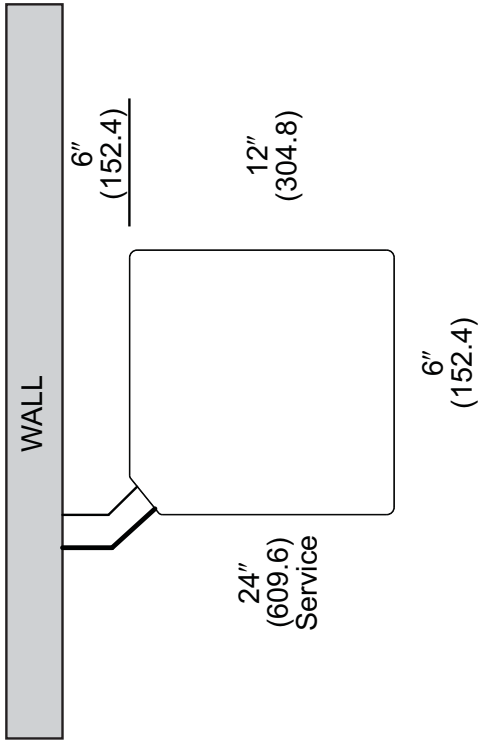
MODEL NO.	OPERATING						SHIPPING					
	H (Height)		L (Length)		W (Width)		H (Height)		L (Length)		W (Width)	
	INCHES	mm	INCHES	mm	INCHES	mm	INCHES	mm	INCHES	mm	INCHES	mm
F01813C	27	685	29.75	755	29.75	755	30.35	770	33.25	844	33.00	838
F02413C	25	635	29.75	755	29.75	755	27.90	708	33.25	844	33.00	838
F03013C	25	635	29.75	755	29.75	755	27.90	708	33.25	844	33.00	838
F03613C	27	685	29.75	755	29.75	755	30.35	770	33.25	844	33.00	838
F04213C	31	787	29.75	755	29.75	755	34.19	868	33.25	844	33.00	838
F04813C	27	685	33.75	857	33.75	857	30.08	764	37.64	956	37.56	954
F06013C	31	787	35.75	908	35.75	908	35.15	892	39.37	999	39.64	1006



ST-A1226-23-00

[] Designates Metric Conversions

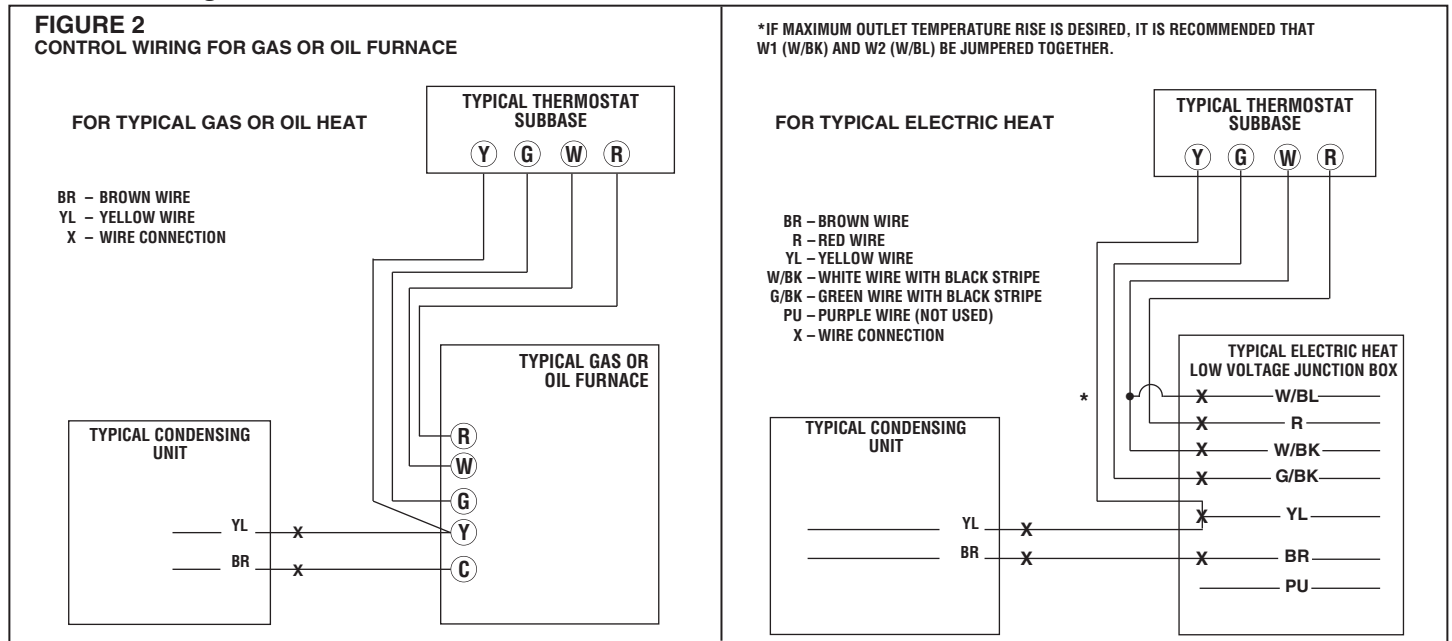
CLEARANCES



NOTE: NUMBERS IN () = mm

IMPORTANT: When installing multiple units in an alcove, roof well or partially enclosed area, ensure there is adequate ventilation to prevent re-circulation of discharge air.

Control Wiring



Application Guidelines

1. Intended for outdoor installation with free air inlet and outlet. Outdoor fan external static pressure available is less than 0.01 -in. wc.
2. Minimum outdoor operation air temperature for cooling mode without low-ambient operation accessory is 55°F (12.8°C).
3. Maximum outdoor operating air temperature is 125°F (51.7°C).
4. For reliable operation, unit should be level in all horizontal planes.
5. For interconnecting refrigerant tube lengths greater than 150 ft. (45.72m) and/or 120 ft. (36.58m) vertical separation, consult Residential Piping and Long line guide.
6. If any refrigerant tubing is buried, provide a 8 in. (203.2mm) vertical rise to the valve connections at the unit. Refrigerant tubing lengths up to 8 ft. (2.44m) may be buried without further consideration. Do not bury refrigerant lines longer than * in (* mm)
7. Use only copper wire for electric connections at unit. Aluminum and clad aluminum are not acceptable for the type of connector provided.
8. Do not apply capillary tube indoor coils to these units.
9. Factory - supplied filter drier must be installed.

Refrigerant Line Size Information

R-410A System Capacity Model	Liquid Line Size Connection Size (Inch I.D.) [mm]	Liquid Line Size (Inch O.D.) [mm]	Liquid Line Size Elevation (Above or Below) Indoor Coil														
			Total Equivalent Length - Feet [m]														
			25 [7.62]	50 [15.24]	75 [22.86]	100 [30.48]	125 [45.72]	150 [45.72]	175 [53.34]	200 [60.96]	225 [68.58]	250 [76.20]	275 [83.82]	300 [91.44]			
18	3/8" [9.53]	1/4 [6.35]	25 [7.62]	50 [15.24]	65 [19.81]	50 [15.24]	40 [12.19]	25 [7.62]	10 [3.05]	N/R	N/R	N/R	N/R	N/R	N/R	N/R	
		5/16 [7.94]	25 [7.62]	50 [15.24]	75 [22.86]	90 [27.43]	90 [27.43]	85 [25.91]	80 [24.38]	75 [22.86]	70 [21.34]	65 [19.81]	N/R	N/R			
		3/8 [9.53]	25 [7.62]	50 [15.24]	75 [22.86]	100 [30.48]	105 [32]	100 [30.48]	100 [30.48]	105 [32]	105 [32]	105 [32]	105 [32]	105 [32]	105 [32]	105 [32]	105 [32]
		7/16 [11.12]	25 [7.62]	50 [15.24]	75 [22.86]	100 [30.48]	105 [32]	105 [32]	110 [33.53]	110 [33.53]	110 [33.53]	110 [33.53]	110 [33.53]	110 [33.53]	110 [33.53]	110 [33.53]	110 [33.53]
		1/2 [12.71]	25 [7.62]	50 [15.24]	75 [22.86]	100 [30.48]	110 [33.53]	110 [33.53]	110 [33.53]	110 [33.53]	110 [33.53]	110 [33.53]	110 [33.53]	110 [33.53]	110 [33.53]	110 [33.53]	110 [33.53]
		1/4 [6.35]	25 [7.62]	50 [15.24]	35 [10.67]	10 [3.05]	N/R	N/R	N/R	N/R	N/R	N/R	N/R	N/R	N/R	N/R	N/R
24	3/8" [9.53]	5/16 [7.94]	25 [7.62]	50 [15.24]	75 [22.86]	85 [25.91]	75 [22.86]	70 [21.34]	65 [19.81]	55 [16.76]	50 [15.24]	45 [13.72]	40 [12.19]	30 [9.14]	N/R	N/R	
		3/8 [9.53]	25 [7.62]	50 [15.24]	75 [22.86]	100 [30.48]	100 [30.48]	95 [28.96]	90 [27.43]	85 [25.91]	80 [24.38]	75 [22.86]	70 [21.34]	65 [19.81]	60 [24.38]	N/R	
		7/16 [11.12]	25 [7.62]	50 [15.24]	75 [22.86]	100 [30.48]	105 [32]	100 [30.48]	105 [32]	105 [32]	100 [30.48]	100 [30.48]	100 [30.48]	100 [30.48]	100 [30.48]	100 [30.48]	100 [30.48]
		1/2 [12.71]	25 [7.62]	50 [15.24]	75 [22.86]	100 [30.48]	105 [32]	105 [32]	105 [32]	105 [32]	105 [32]	105 [32]	105 [32]	105 [32]	105 [32]	105 [32]	105 [32]
		1/4 [6.35]	25 [7.62]	50 [15.24]	75 [22.86]	100 [30.48]	105 [32]	105 [32]	105 [32]	105 [32]	105 [32]	105 [32]	105 [32]	105 [32]	105 [32]	105 [32]	105 [32]
		5/16 [7.94]	25 [7.62]	50 [15.24]	75 [22.86]	100 [30.48]	105 [32]	105 [32]	105 [32]	105 [32]	105 [32]	105 [32]	105 [32]	105 [32]	105 [32]	105 [32]	105 [32]
30	3/8" [9.53]	5/16 [7.94]	25 [7.62]	50 [15.24]	75 [22.86]	85 [25.91]	75 [22.86]	70 [21.34]	65 [19.81]	55 [16.76]	50 [15.24]	45 [13.72]	40 [12.19]	30 [9.14]	N/R	N/R	
		3/8 [9.53]	25 [7.62]	50 [15.24]	75 [22.86]	100 [30.48]	100 [30.48]	95 [28.96]	90 [27.43]	85 [25.91]	80 [24.38]	75 [22.86]	70 [21.34]	65 [19.81]	60 [24.38]	N/R	
		7/16 [11.12]	25 [7.62]	50 [15.24]	75 [22.86]	100 [30.48]	105 [32]	100 [30.48]	105 [32]	105 [32]	100 [30.48]	100 [30.48]	100 [30.48]	100 [30.48]	100 [30.48]	100 [30.48]	100 [30.48]
		1/2 [12.71]	25 [7.62]	50 [15.24]	75 [22.86]	100 [30.48]	105 [32]	105 [32]	105 [32]	105 [32]	105 [32]	105 [32]	105 [32]	105 [32]	105 [32]	105 [32]	105 [32]
		1/4 [6.35]	25 [7.62]	50 [15.24]	75 [22.86]	100 [30.48]	105 [32]	105 [32]	105 [32]	105 [32]	105 [32]	105 [32]	105 [32]	105 [32]	105 [32]	105 [32]	105 [32]
		5/16 [7.94]	25 [7.62]	50 [15.24]	75 [22.86]	100 [30.48]	105 [32]	105 [32]	105 [32]	105 [32]	105 [32]	105 [32]	105 [32]	105 [32]	105 [32]	105 [32]	105 [32]
36	3/8" [9.53]	5/16 [7.94]	25 [7.62]	50 [15.24]	75 [22.86]	85 [25.91]	75 [22.86]	70 [21.34]	65 [19.81]	55 [16.76]	50 [15.24]	45 [13.72]	40 [12.19]	30 [9.14]	N/R	N/R	
		3/8 [9.53]	25 [7.62]	50 [15.24]	75 [22.86]	100 [30.48]	100 [30.48]	95 [28.96]	90 [27.43]	85 [25.91]	80 [24.38]	75 [22.86]	70 [21.34]	65 [19.81]	60 [24.38]	N/R	
		7/16 [11.12]	25 [7.62]	50 [15.24]	75 [22.86]	100 [30.48]	105 [32]	100 [30.48]	105 [32]	105 [32]	100 [30.48]	100 [30.48]	100 [30.48]	100 [30.48]	100 [30.48]	100 [30.48]	100 [30.48]
		1/2 [12.71]	25 [7.62]	50 [15.24]	75 [22.86]	100 [30.48]	105 [32]	105 [32]	105 [32]	105 [32]	105 [32]	105 [32]	105 [32]	105 [32]	105 [32]	105 [32]	105 [32]
		1/4 [6.35]	25 [7.62]	50 [15.24]	75 [22.86]	100 [30.48]	105 [32]	105 [32]	105 [32]	105 [32]	105 [32]	105 [32]	105 [32]	105 [32]	105 [32]	105 [32]	105 [32]
		5/16 [7.94]	25 [7.62]	50 [15.24]	75 [22.86]	100 [30.48]	105 [32]	105 [32]	105 [32]	105 [32]	105 [32]	105 [32]	105 [32]	105 [32]	105 [32]	105 [32]	105 [32]
42	3/8" [9.53]	5/16 [7.94]	25 [7.62]	50 [15.24]	75 [22.86]	85 [25.91]	75 [22.86]	70 [21.34]	65 [19.81]	55 [16.76]	50 [15.24]	45 [13.72]	40 [12.19]	30 [9.14]	N/R	N/R	
		3/8 [9.53]	25 [7.62]	50 [15.24]	75 [22.86]	100 [30.48]	100 [30.48]	95 [28.96]	90 [27.43]	85 [25.91]	80 [24.38]	75 [22.86]	70 [21.34]	65 [19.81]	60 [24.38]	N/R	
		7/16 [11.12]	25 [7.62]	50 [15.24]	75 [22.86]	100 [30.48]	105 [32]	100 [30.48]	105 [32]	105 [32]	100 [30.48]	100 [30.48]	100 [30.48]	100 [30.48]	100 [30.48]	100 [30.48]	100 [30.48]
		1/2 [12.71]	25 [7.62]	50 [15.24]	75 [22.86]	100 [30.48]	105 [32]	105 [32]	105 [32]	105 [32]	105 [32]	105 [32]	105 [32]	105 [32]	105 [32]	105 [32]	105 [32]
		1/4 [6.35]	25 [7.62]	50 [15.24]	75 [22.86]	100 [30.48]	105 [32]	105 [32]	105 [32]	105 [32]	105 [32]	105 [32]	105 [32]	105 [32]	105 [32]	105 [32]	105 [32]
		5/16 [7.94]	25 [7.62]	50 [15.24]	75 [22.86]	100 [30.48]	105 [32]	105 [32]	105 [32]	105 [32]	105 [32]	105 [32]	105 [32]	105 [32]	105 [32]	105 [32]	105 [32]
48	3/8" [9.53]	5/16 [7.94]	25 [7.62]	50 [15.24]	75 [22.86]	85 [25.91]	75 [22.86]	70 [21.34]	65 [19.81]	55 [16.76]	50 [15.24]	45 [13.72]	40 [12.19]	30 [9.14]	N/R	N/R	
		3/8 [9.53]	25 [7.62]	50 [15.24]	75 [22.86]	100 [30.48]	100 [30.48]	95 [28.96]	90 [27.43]	85 [25.91]	80 [24.38]	75 [22.86]	70 [21.34]	65 [19.81]	60 [24.38]	N/R	
		7/16 [11.12]	25 [7.62]	50 [15.24]	75 [22.86]	100 [30.48]	105 [32]	100 [30.48]	105 [32]	105 [32]	100 [30.48]	100 [30.48]	100 [30.48]	100 [30.48]	100 [30.48]	100 [30.48]	100 [30.48]
		1/2 [12.71]	25 [7.62]	50 [15.24]	75 [22.86]	100 [30.48]	105 [32]	105 [32]	105 [32]	105 [32]	105 [32]	105 [32]	105 [32]	105 [32]	105 [32]	105 [32]	105 [32]
		1/4 [6.35]	25 [7.62]	50 [15.24]	75 [22.86]	100 [30.48]	105 [32]	105 [32]	105 [32]	105 [32]	105 [32]	105 [32]	105 [32]	105 [32]	105 [32]	105 [32]	105 [32]
		5/16 [7.94]	25 [7.62]	50 [15.24]	75 [22.86]	100 [30.48]	105 [32]	105 [32]	105 [32]	105 [32]	105 [32]	105 [32]	105 [32]	105 [32]	105 [32]	105 [32]	105 [32]
60	3/8" [9.53]	5/16 [7.94]	25 [7.62]	50 [15.24]	75 [22.86]	85 [25.91]	75 [22.86]	70 [21.34]	65 [19.81]	55 [16.76]	50 [15.24]	45 [13.72]	40 [12.19]	30 [9.14]	N/R	N/R	
		3/8 [9.53]	25 [7.62]	50 [15.24]	75 [22.86]	100 [30.48]	100 [30.48]	95 [28.96]	90 [27.43]	85 [25.91]	80 [24.38]	75 [22.86]	70 [21.34]	65 [19.81]	60 [24.38]	N/R	
		7/16 [11.12]	25 [7.62]	50 [15.24]	75 [22.86]	100 [30.48]	105 [32]	100 [30.48]	105 [32]	105 [32]	100 [30.48]	100 [30.48]	100 [30.48]	100 [30.48]	100 [30.48]	100 [30.48]	100 [30.48]
		1/2 [12.71]	25 [7.62]	50 [15.24]	75 [22.86]	100 [30.48]	105 [32]	105 [32]	105 [32]	105 [32]	105 [32]	105 [32]	105 [32]	105 [32]	105 [32]	105 [32]	105 [32]
		1/4 [6.35]	25 [7.62]	50 [15.24]	75 [22.86]	100 [30.48]	105 [32]	105 [32]	105 [32]	105 [32]	105 [32]	105 [32]	105 [32]	105 [32]	105 [32]	105 [32]	105 [32]
		5/16 [7.94]	25 [7.62]	50 [15.24]	75 [22.86]	100 [30.48]	105 [32]	105 [32]	105 [32]	105 [32]	105 [32]	105 [32]	105 [32]	105 [32]	105 [32]	105 [32]	105 [32]

NOTES: N/R = Application not recommended. Grey = This application is acceptable, but the long line guidelines must be followed. Reference Long Line Set section in the I&O [] Designates Metric Conversions

Refrigerant Line Size Information (con't.)

R-410A System Capacity Model	Vapor Line Connection Size (Inch I.D.) [mm]	Vapor Line Size (Inch O.D.) [mm]	Vapor Line Selection Chart Capacity Multiplier Table															
			Total Equivalent Length - Feet [m]															
			25 [7.62]	50 [15.24]	75 [22.86]	100 [30.48]	125 [45.72]	150 [45.72]	175 [53.34]	200 [60.96]	225 [68.58]	250 [76.20]	275 [83.82]	300 [91.44]				
18	3/4" [19.06]	5/8 [15.88]	1.00	0.99	0.99	0.98	0.98	0.98	0.97	0.97	0.97	0.97	0.96	0.96	0.96	0.96	0.95	
		3/4 [19.05]	1.00	1.00	1.00	1.00	1.00	1.00	0.99	0.99	0.99	0.99	0.99	0.99	0.99	0.99	0.99	
		7/8 [22.23]	N/R	N/R	N/R	N/R	N/R	N/R	N/R	N/R	N/R	N/R	N/R	N/R	N/R	N/R	N/R	N/R
		1 [25.4]	N/R	N/R	N/R	N/R	N/R	N/R	N/R	N/R	N/R	N/R	N/R	N/R	N/R	N/R	N/R	N/R
		1-1/8 [28.58]	N/R	N/R	N/R	N/R	N/R	N/R	N/R	N/R	N/R	N/R	N/R	N/R	N/R	N/R	N/R	N/R
24	3/4" [19.06]	5/8 [15.88]	1.00	0.99	0.99	0.98	0.98	0.98	0.97	0.97	0.97	0.97	0.96	0.96	0.96	0.95		
		3/4 [19.05]	1.00	1.00	1.00	1.00	1.00	1.00	0.99	0.99	0.99	0.99	0.99	0.99	0.99	0.99	0.99	
		7/8 [22.23]	1.00	1.00	1.00	1.00	1.00	1.00	1.00	1.00	1.00	1.00	1.00	1.00	1.00	1.00	1.00	
		1 [25.4]	N/R	N/R	N/R	N/R	N/R	N/R	N/R	N/R	N/R	N/R	N/R	N/R	N/R	N/R	N/R	N/R
		1-1/8 [28.58]	N/R	N/R	N/R	N/R	N/R	N/R	N/R	N/R	N/R	N/R	N/R	N/R	N/R	N/R	N/R	N/R
30	3/4" [19.06]	5/8 [15.88]	1.00	0.99	0.99	0.98	0.98	0.98	0.97	0.97	0.97	0.97	0.96	0.96	0.96	0.95		
		3/4 [19.05]	1.00	1.00	1.00	1.00	1.00	1.00	0.99	0.99	0.99	0.99	0.99	0.99	0.99	0.99	0.99	
		7/8 [22.23]	1.00	1.00	1.00	1.00	1.00	1.00	1.00	1.00	1.00	1.00	1.00	1.00	1.00	1.00	1.00	
		1 [25.4]	1.00	1.00	1.00	1.00	1.00	1.00	1.00	1.00	1.00	1.00	1.00	1.00	1.00	1.00	1.01	
		1-1/8 [28.58]	N/R	N/R	N/R	N/R	N/R	N/R	N/R	N/R	N/R	N/R	N/R	N/R	N/R	N/R	N/R	N/R
36	3/4" [19.06]	5/8 [15.88]	1.00	0.99	0.99	0.98	0.98	0.98	0.97	0.97	0.97	0.97	0.96	0.96	0.96	0.95		
		3/4 [19.05]	1.00	1.00	1.00	1.00	1.00	1.00	0.99	0.99	0.99	0.99	0.99	0.99	0.99	0.99	0.99	
		7/8 [22.23]	1.00	1.00	1.00	1.00	1.00	1.00	1.00	1.00	1.00	1.00	1.00	1.00	1.00	1.00	1.00	
		1 [25.4]	1.00	1.00	1.00	1.00	1.00	1.00	1.00	1.00	1.00	1.00	1.00	1.00	1.00	1.00	1.01	
		1-1/8 [28.58]	1.00	1.00	1.00	1.00	1.00	1.00	1.00	1.00	1.00	1.00	1.00	1.00	1.00	1.00	1.00	1.01
42	7/8" [22.23]	5/8 [15.88]	1.00	0.99	0.99	0.98	0.98	0.98	0.97	0.97	0.97	0.97	0.96	0.96	0.96	0.95		
		3/4 [19.05]	1.00	1.00	1.00	1.00	1.00	1.00	0.99	0.99	0.99	0.99	0.99	0.99	0.99	0.99	0.99	
		7/8 [22.23]	1.00	1.00	1.00	1.00	1.00	1.00	1.00	1.00	1.00	1.00	1.00	1.00	1.00	1.00	1.00	
		1 [25.4]	1.00	1.00	1.00	1.00	1.00	1.00	1.00	1.00	1.00	1.00	1.00	1.00	1.00	1.00	1.01	
		1-1/8 [28.58]	1.00	1.00	1.00	1.00	1.00	1.00	1.00	1.00	1.00	1.00	1.00	1.00	1.00	1.00	1.00	1.01
48	7/8" [22.23]	5/8 [15.88]	1.00	0.99	0.99	0.98	0.98	0.98	0.97	0.97	0.97	0.97	0.96	0.96	0.96	N/R		
		3/4 [19.05]	1.00	1.00	1.00	1.00	1.00	1.00	0.99	0.99	0.99	0.99	0.99	0.99	0.99	N/R		
		7/8 [22.23]	1.00	1.00	1.00	1.00	1.00	1.00	1.00	1.00	1.00	1.00	1.00	1.00	1.00	N/R		
		1 [25.4]	1.00	1.00	1.00	1.00	1.00	1.00	1.00	1.00	1.00	1.00	1.00	1.00	1.00	1.00	N/R	
		1-1/8 [28.58]	N/R	N/R	N/R	N/R	N/R	N/R	N/R	N/R	N/R	N/R	N/R	N/R	N/R	N/R	N/R	N/R
60	7/8" [22.23]	5/8 [15.88]	1.00	0.99	0.99	0.98	0.98	0.98	0.97	0.97	0.97	0.97	0.96	0.96	0.96	N/R		
		3/4 [19.05]	1.00	1.00	1.00	1.00	1.00	1.00	0.99	0.99	0.99	0.99	0.99	0.99	0.99	N/R		
		7/8 [22.23]	1.00	1.00	1.00	1.00	1.00	1.00	1.00	1.00	1.00	1.00	1.00	1.00	1.00	N/R		
		1 [25.4]	1.00	1.00	1.00	1.00	1.00	1.00	1.00	1.00	1.00	1.00	1.00	1.00	1.00	1.00	N/R	
		1-1/8 [28.58]	1.00	1.00	1.00	1.00	1.00	1.00	1.00	1.00	1.00	1.00	1.00	1.00	1.00	1.00	N/R	N/R

NOTES:
N/R = Application not recommended.
All calculations assume a 3/8" liquid line

Performance Data @ AHRI Standard Conditions – Cooling

FF100 Ratings								
Outdoor Unit	Furnace	Indoor Coil	Total Capacity BTU/H [kW]	Net Sensible BTU/H [kW]	Net Latent BTU/H [kW]	SEER	EER	Indoor CFM [L/s]
F04213CSJ	FF100215TS95M	FCC4821TMA	40500 [11.9]	30300 [8.9]	10200 [3.0]	13	11.5	1400 [660.7]
		FCC4821TSA	41000 [12.0]	29200 [8.6]	11800 [3.5]	13.5	11.5	1425 [672.5]
		FCC4824THA	42000 [12.3]	30200 [8.9]	11800 [3.5]	13.5	11.5	1450 [684.3]
		FCC4824TSA	40500 [11.9]	30300 [8.9]	10200 [3.0]	13	11.5	1400 [660.7]
F04813CSJ	FF100215TS95M	FCC4821TMA	47000 [13.8]	32800 [9.6]	14200 [4.2]	13	11	1375 [648.9]
		FCC4821TSA	48000 [14.1]	34400 [10.1]	13600 [4.0]	13	11.5	1525 [719.7]
		FCC4824THA	48000 [14.1]	34400 [10.1]	13600 [4.0]	13.5	11.5	1425 [672.5]
		FCC4824TSA	47000 [13.8]	32800 [9.6]	14200 [4.2]	13	11	1375 [648.9]
F06013CSJ	FF100215TS95M	FCC6021TSA	53500 [15.7]	34800 [10.2]	18700 [5.5]	13	11	1425 [672.5]
		FCC6024THA	56000 [16.4]	39300 [11.5]	16700 [4.9]	13	11	1550 [731.5]

FF115 Ratings								
Outdoor Unit	Furnace	Indoor Coil	Total Capacity BTU/H [kW]	Net Sensible BTU/H [kW]	Net Latent BTU/H [kW]	SEER	EER	Indoor CFM [L/s]
F03613CSC	FF115245TS95M	FCC3624TMA	36000 [10.6]	25400 [7.4]	10600 [3.1]	14	11.5	1275 [601.7]
F03613CSD	FF115245TS95M	FCC3624TMA	36000 [10.6]	25400 [7.4]	10600 [3.1]	14	11.5	1275 [601.7]
F03613CSJ	FF115245TS95M	FCC3624TMA	36000 [10.6]	25400 [7.4]	10600 [3.1]	14	11.5	1275 [601.7]
F04213CSJ	FF115245TS95M	FCC4824THA	42000 [12.3]	30200 [8.9]	11800 [3.5]	13.5	11.5	1450 [684.3]
		FCC4824TSA	40000 [11.7]	29100 [8.5]	10900 [3.2]	13	11.5	1275 [601.7]
F04813CSJ	FF115245TS95M	FCC4824THA	48000 [14.1]	34400 [10.1]	13600 [4.0]	13.5	11.5	1300 [613.5]
		FCC4824TSA	46500 [13.6]	31700 [9.3]	14800 [4.3]	13	11.5	1275 [601.7]
F06013CSJ	FF115245TS95M	FCC6024THA	55500 [16.3]	37900 [11.1]	17600 [5.2]	13	11	1425 [672.5]

[] Designates Metric Conversions

Performance Data @ AHRI Standard Conditions – Cooling (con't.)

FF401 Ratings								
Outdoor Unit	Furnace	Indoor Coil	Total Capacity BTU/H [kW]	Net Sensible BTU/H [kW]	Net Latent BTU/H [kW]	SEER	EER	Indoor CFM [L/s]
FO1813CSJ	FF40173TS95M	FCC2417THA	18000 [5.3]	13600 [4.0]	4400 [1.3]	14.5	12	650 [306.8]
		FCC2417TMA	18000 [5.3]	13600 [4.0]	4400 [1.3]	14.5	12	650 [306.8]
		FCC2417TSA	18000 [5.3]	13600 [4.0]	4400 [1.3]	14.5	12	650 [306.8]
		FCC2421TMA	18000 [5.3]	13600 [4.0]	4400 [1.3]	14.5	12	650 [306.8]
		FCC2421THA	18000 [5.3]	13600 [4.0]	4400 [1.3]	14.5	12	650 [306.8]
FO2413CSJ	FF40173TS95M	FCC2417THA	24000 [7.0]	17900 [5.2]	6100 [1.8]	14	11.5	875 [413.0]
		FCC2417TMA	24000 [7.0]	17900 [5.2]	6100 [1.8]	14	11.5	875 [413.0]
		FCC2417TSA	24000 [7.0]	17900 [5.2]	6100 [1.8]	14	11.5	850 [401.2]
		FCC2421TMA	24000 [7.0]	17900 [5.2]	6100 [1.8]	14	11.5	875 [413.0]
		FCC2421THA	24000 [7.0]	17900 [5.2]	6100 [1.8]	14	11.5	875 [413.0]
FO3013CSJ	FF40173TS95M	FCC3617TSA	28600 [8.4]	21600 [6.3]	7000 [2.1]	14	11.5	925 [436.6]
		FCC3621THA	30000 [8.8]	22900 [6.7]	7100 [2.1]	15.1	12.5	1000 [471.9]
		FCC3621TMA	30000 [8.8]	22900 [6.7]	7100 [2.1]	14.5	12	950 [448.4]
		FCC3621TSA	28800 [8.4]	21900 [6.4]	6900 [2.0]	14	11.5	950 [448.4]
FO3613CSC	FF40173TS95M	FCC3621THA	36000 [10.6]	25400 [7.4]	10600 [3.1]	15	12.5	1000 [471.9]
		FCC3621TMA	36000 [10.6]	25400 [7.4]	10600 [3.1]	14	11.5	1175 [554.5]
FO3613CSD	FF40173TS95M	FCC3621THA	36000 [10.6]	25400 [7.4]	10600 [3.1]	15	12.5	1000 [471.9]
		FCC3621TMA	36000 [10.6]	25400 [7.4]	10600 [3.1]	14	11.5	1175 [554.5]
FO3613CSJ	FF40173TS95M	FCC3617TSA	35000 [10.3]	25000 [7.3]	10000 [2.9]	13.5	11.5	1050 [495.5]
		FCC3621THA	36000 [10.6]	25400 [7.4]	10600 [3.1]	15	12.5	1000 [471.9]
		FCC3621TMA	36000 [10.6]	25400 [7.4]	10600 [3.1]	14	11.5	1175 [554.5]
		FCC3621TSA	35200 [10.3]	25300 [7.4]	9900 [2.9]	13.5	11.5	1075 [507.3]
FO4213CSC	FF40173TS95M	FCC4821TSA	40500 [11.9]	27300 [8.0]	13200 [3.9]	14	11.5	1125 [530.9]
FO4213CSD	FF40173TS95M	FCC4821TSA	40500 [11.9]	27300 [8.0]	13200 [3.9]	14	11.5	1125 [530.9]
FO4213CSJ	FF40173TS95M	FCC4821TMA	39500 [11.6]	28100 [8.2]	11400 [3.3]	13.5	11.5	1175 [554.5]
		FCC4821TSA	40500 [11.9]	27300 [8.0]	13200 [3.9]	14	11.5	1125 [530.9]

[] Designates Metric Conversions

Performance Data @ AHRI Standard Conditions – Cooling (con't.)

FF601 Ratings								
Outdoor Unit	Furnace	Indoor Coil	Total Capacity BTU/H [kW]	Net Sensible BTU/H [kW]	Net Latent BTU/H [kW]	SEER	EER	Indoor CFM [L/s]
F02413CSJ	FF60173TS95M	FCC2417THA	23400 [6.9]	16000 [4.7]	7400 [2.2]	14	11.5	725 [342.2]
		FCC2417TMA	23400 [6.9]	16000 [4.7]	7400 [2.2]	14	11.5	700 [330.4]
		FCC2417TSA	23400 [6.9]	17200 [5.0]	6200 [1.8]	14	11.5	700 [330.4]
		FCC2421TMA	23400 [6.9]	16000 [4.7]	7400 [2.2]	14	11.5	700 [330.4]
		FCC2421THA	23400 [6.9]	16000 [4.7]	7400 [2.2]	14	11.5	700 [330.4]
F03013CSJ	FF60173TS95M	FCC3617TSA	28800 [8.4]	22100 [6.5]	6700 [2.0]	13.5	11.5	1025 [483.7]
		FCC3621THA	30000 [8.8]	22900 [6.7]	7100 [2.1]	14.5	12	1075 [507.3]
		FCC3621TMA	30000 [8.8]	21700 [6.4]	8300 [2.4]	14.5	12	900 [424.8]
		FCC3621TSA	29000 [8.5]	22400 [6.6]	6600 [1.9]	13.5	11.5	1050 [495.5]
F03613CSC	FF60173TS95M	FCC3621THA	36000 [10.6]	25400 [7.4]	10600 [3.1]	14	11.5	1075 [507.3]
		FCC3621TMA	36000 [10.6]	25400 [7.4]	10600 [3.1]	14	11.5	1050 [495.5]
F03613CSD	FF60173TS95M	FCC3621THA	36000 [10.6]	25400 [7.4]	10600 [3.1]	14	11.5	1075 [507.3]
		FCC3621TMA	36000 [10.6]	25400 [7.4]	10600 [3.1]	14	11.5	1050 [495.5]
F03613CSJ	FF60173TS95M	FCC3617TSA	34800 [10.2]	24500 [7.2]	10300 [3.0]	13	11.5	1000 [471.9]
		FCC3621THA	36000 [10.6]	25400 [7.4]	10600 [3.1]	14	11.5	1075 [507.3]
		FCC3621TMA	36000 [10.6]	25400 [7.4]	10600 [3.1]	14	11.5	1050 [495.5]
		FCC3621TSA	34800 [10.2]	24700 [7.2]	10100 [3.0]	13	11.5	1025 [483.7]
F04213CSJ	FF60173TS95M	FCC4821TMA	39000 [11.4]	26900 [7.9]	12100 [3.5]	13.5	11.5	1050 [495.5]
		FCC4821TSA	40000 [11.7]	26500 [7.8]	13500 [4.0]	13.5	11.5	1075 [507.3]

FF701 Ratings								
Outdoor Unit	Furnace	Indoor Coil	Total Capacity BTU/H [kW]	Net Sensible BTU/H [kW]	Net Latent BTU/H [kW]	SEER	EER	Indoor CFM [L/s]
F02413CSJ	FF70173TS95M	FCC2417THA	24000 [7.0]	16900 [5.0]	7100 [2.1]	13.5	11.5	850 [401.2]
		FCC2417TMA	24000 [7.0]	16900 [5.0]	7100 [2.1]	13.5	11.5	850 [401.2]
		FCC2417TSA	24000 [7.0]	18100 [5.3]	5900 [1.7]	13.5	11.5	825 [389.4]
		FCC2421TMA	24000 [7.0]	16900 [5.0]	7100 [2.1]	13.5	11.5	850 [401.2]
		FCC2421THA	24000 [7.0]	16900 [5.0]	7100 [2.1]	13.5	11.5	850 [401.2]
F03013CSJ	FF70173TS95M	FCC3617TSA	28400 [8.3]	21400 [6.3]	7000 [2.1]	13.5	11.5	925 [436.6]
		FCC3621THA	30000 [8.8]	22900 [6.7]	7100 [2.1]	14.5	12	975 [460.1]
		FCC3621TMA	29800 [8.7]	21400 [6.3]	8400 [2.5]	14.5	12	875 [413.0]
		FCC3621TSA	28400 [8.3]	21400 [6.3]	7000 [2.1]	13.5	11.5	925 [436.6]
F03613CSC	FF70173TS95M	FCC3621THA	36000 [10.6]	25400 [7.4]	10600 [3.1]	14.5	12	975 [460.1]
		FCC3621TMA	36000 [10.6]	25400 [7.4]	10600 [3.1]	14	11.5	1075 [507.3]
F03613CSD	FF70173TS95M	FCC3621THA	36000 [10.6]	25400 [7.4]	10600 [3.1]	14.5	12	975 [460.1]
		FCC3621TMA	36000 [10.6]	25400 [7.4]	10600 [3.1]	14	11.5	1075 [507.3]
F03613CSJ	FF70173TS95M	FCC3617TSA	34800 [10.2]	24900 [7.3]	9900 [2.9]	13	11	1075 [507.3]
		FCC3621THA	36000 [10.6]	25400 [7.4]	10600 [3.1]	14.5	12	975 [460.1]
		FCC3621TMA	36000 [10.6]	25400 [7.4]	10600 [3.1]	14	11.5	1075 [507.3]
		FCC3621TSA	34200 [10.0]	23700 [6.9]	10500 [3.1]	13.5	11.5	925 [436.6]
F04213CSJ	FF70173TS95M	FCC4821TMA	39000 [11.4]	27300 [8.0]	11700 [3.4]	13	11.5	1125 [530.9]
		FCC4821TSA	40000 [11.7]	26500 [7.8]	13500 [4.0]	13.5	11.5	1075 [507.3]

[] Designates Metric Conversions

Performance Data @ AHRI Standard Conditions – Cooling (con't.)

FF852 Ratings								
Outdoor Unit	Furnace	Indoor Coil	Total Capacity BTU/H [kW]	Net Sensible BTU/H [kW]	Net Latent BTU/H [kW]	SEER	EER	Indoor CFM [L/s]
F04213CSJ	FF85215TS95M	FCC4821TMA	40000 [11.7]	29400 [8.6]	10600 [3.1]	13	11.5	1325 [625.3]
		FCC4821TSA	41000 [12.0]	29000 [8.5]	12000 [3.5]	13.5	11.5	1350 [637.1]
		FCC4824THA	42000 [12.3]	30300 [8.9]	11700 [3.4]	13.5	11.5	1475 [696.1]
		FCC4824TSA	40000 [11.7]	29400 [8.6]	10600 [3.1]	13	11.5	1325 [625.3]
F04813CSJ	FF85215TS95M	FCC4821TMA	46500 [13.6]	31900 [9.3]	14600 [4.3]	13	11	1300 [613.5]
		FCC4821TSA	48000 [14.1]	34400 [10.1]	13600 [4.0]	13	11.5	1475 [696.1]
		FCC4824THA	48000 [14.1]	34400 [10.1]	13600 [4.0]	13.5	11.5	1350 [637.1]
		FCC4824TSA	46500 [13.6]	31900 [9.3]	14600 [4.3]	13	11	1300 [613.5]
F06013CSJ	FF85215TS95M	FCC6021TSA	53500 [15.7]	34400 [10.1]	19100 [5.6]	13	11	1375 [648.9]
		FCC6024THA	55500 [16.3]	38200 [11.2]	17300 [5.1]	13	11	1475 [696.1]

[] Designates Metric Conversions

Performance Data @ AHRI Standard Conditions – Cooling (con't.)

Air Handler Ratings							
Outdoor Unit	Air Handler	Total Capacity BTU/H [kW]	Net Sensible BTU/H [kW]	Net Latent BTU/H [kW]	SEER	EER	Indoor CFM [L/s]
F01813CSJ	FB17TS	17800 [5.2]	11800 [3.5]	6000 [1.8]	14	11.5	600 [283.2]
	FH1817TPS*SN	17700 [5.2]	13200 [3.9]	4500 [1.3]	13	11.5	600 [283.2]
	FH2417TTS*SN	18000 [5.3]	13500 [4.0]	4500 [1.3]	14.5	12	600 [283.2]
F02413CSJ	FB17TS	23800 [7.0]	15700 [4.6]	8100 [2.4]	14	11.5	800 [377.6]
	FH2417TPS*SN	23600 [6.9]	17600 [5.2]	6000 [1.8]	13	11.5	800 [377.6]
	FH2417TTS*SN	24000 [7.0]	18000 [5.3]	6000 [1.8]	14.5	12	800 [377.6]
F03013CSJ	FB21TS	29600 [8.7]	20200 [5.9]	9400 [2.8]	14.5	12	1000 [471.9]
	FH3017TPS*SN	28600 [8.4]	21700 [6.4]	6900 [2.0]	13	11.5	975 [460.1]
	FH3617TTS*SN	29000 [8.5]	22200 [6.5]	6800 [2.0]	14.5	12	1000 [471.9]
	FH3621TTS*HN	30000 [8.8]	22900 [6.7]	7100 [2.1]	15.5	13	1000 [471.9]
	FH3621TTS*MN	30000 [8.8]	22100 [6.5]	7900 [2.3]	15	12.5	1000 [471.9]
F03613CSC	FB21TS	36000 [10.6]	24100 [7.1]	11900 [3.5]	14	11.5	1200 [566.3]
	FH3617TTS*SN	35200 [10.3]	24900 [7.3]	10300 [3.0]	14	11.5	1000 [471.9]
	FH3621TTS*HN	36000 [10.6]	25400 [7.4]	10600 [3.1]	15	12.5	1200 [566.3]
	FH3621TTS*MN	36000 [10.6]	25000 [7.3]	11000 [3.2]	14.5	12	1175 [554.5]
F03613CSD	FB21TS	36000 [10.6]	24100 [7.1]	11900 [3.5]	14	11.5	1200 [566.3]
	FH3617TTS*SN	35200 [10.3]	24900 [7.3]	10300 [3.0]	14	11.5	1000 [471.9]
	FH3621TTS*HN	36000 [10.6]	25400 [7.4]	10600 [3.1]	15	12.5	1200 [566.3]
	FH3621TTS*MN	36000 [10.6]	25000 [7.3]	11000 [3.2]	14.5	12	1175 [554.5]
F03613CSJ	FB21TS	36000 [10.6]	24100 [7.1]	11900 [3.5]	14	11.5	1200 [566.3]
	FH3017TPS*SN	34200 [10.0]	23800 [7.0]	10400 [3.0]	13	11	950 [448.4]
	FH3617TPS*SN	35000 [10.3]	26500 [7.8]	8500 [2.5]	13	11	1200 [566.3]
	FH3621TPS*SN	35000 [10.3]	26500 [7.8]	8500 [2.5]	13	11	1200 [566.3]
	FH3617TTS*SN	35200 [10.3]	24900 [7.3]	10300 [3.0]	14	11.5	1000 [471.9]
	FH3621TTS*HN	36000 [10.6]	25400 [7.4]	10600 [3.1]	15	12.5	1200 [566.3]
	FH3621TTS*MN	36000 [10.6]	25000 [7.3]	11000 [3.2]	14.5	12	1175 [554.5]
F04213CSC	FB24TS	40500 [11.9]	26900 [7.9]	13600 [4.0]	14	11.5	1400 [660.7]
	FH4821TTS*MN	41500 [12.2]	29700 [8.7]	11800 [3.5]	14	11.5	1400 [660.7]
	FH4821TTS*SN	41000 [12.0]	30800 [9.0]	10200 [3.0]	14	11.5	1400 [660.7]
F04213CSD	FB24TS	40500 [11.9]	26900 [7.9]	13600 [4.0]	14	11.5	1400 [660.7]
	FH4821TTS*MN	41500 [12.2]	29700 [8.7]	11800 [3.5]	14	11.5	1400 [660.7]
	FH4821TTS*SN	41000 [12.0]	30800 [9.0]	10200 [3.0]	14	11.5	1400 [660.7]
F04213CSJ	FB24TS	40500 [11.9]	26900 [7.9]	13600 [4.0]	14	11.5	1400 [660.7]
	FH4221TPS*SN	40000 [11.7]	30200 [8.9]	9800 [2.9]	13	11	1400 [660.7]
	FH4821TTS*MN	41500 [12.2]	29700 [8.7]	11800 [3.5]	14	11.5	1400 [660.7]
	FH4821TTS*SN	41000 [12.0]	30800 [9.0]	10200 [3.0]	14	11.5	1400 [660.7]
F04813CSC	FH4821TTS*MN	48000 [14.1]	34400 [10.1]	13600 [4.0]	14	11.5	1400 [660.7]
F04813CSD	FH4821TTS*MN	48000 [14.1]	34400 [10.1]	13600 [4.0]	14	11.5	1400 [660.7]
F04813CSJ	FB24TS	48000 [14.1]	31700 [9.3]	16300 [4.8]	13.5	11.5	1600 [755.1]
	FH4821TPS*SN	46500 [13.6]	34000 [10.0]	12500 [3.7]	13	11	1500 [707.9]
	FH4821TTS*MN	48000 [14.1]	34400 [10.1]	13600 [4.0]	14	11.5	1400 [660.7]
	FH4821TTS*SN	47500 [13.9]	33500 [9.8]	14000 [4.1]	13.5	11.5	1400 [660.7]
	FH4824TTS*SN	48000 [14.1]	35000 [10.3]	13000 [3.8]	13.5	11.5	1550 [731.5]
F06013CSJ	FB25TS	55000 [16.1]	38300 [11.2]	16700 [4.9]	13	11	1800 [849.5]
	FH6021TTS*SN	56000 [16.4]	39300 [11.5]	16700 [4.9]	13	11	1750 [825.9]
	FH6024TTS*SN	57000 [16.7]	40600 [11.9]	16400 [4.8]	13.5	11.5	1600 [755.1]

[] Designates Metric Conversions

GUIDE SPECIFICATIONS

General

System Description

Outdoor-mounted, air-cooled, split-system air conditioner composite base pan unit suitable for ground or rooftop installation. Unit consists of a hermetic compressor, an air-cooled coil, propeller-type condenser fan, suction and legend line service valve, and a control box. Unit will discharge supply air upward as shown on contract drawings. Unit will be used in a refrigeration circuit to match up to a coil unit.

Quality Assurance

- Unit will be rated in accordance with the latest edition of AHRI Standard 210.
- Unit will be certified for capacity and efficiency, and listed in the latest AHRI directory.
- Unit construction will comply with latest edition of ANSI/ASHRAE and with NEC.
- Unit will be constructed in accordance with UL standards and will carry the UL label of approval. Unit will have c-UL-us approval.
- Unit cabinet will be capable of withstanding ASTM B117 1000-hr salt spray test.
- Air-cooled condenser coils will be leak tested at 150 psig and pressure tested at 550 psig.
- Unit constructed in ISO9001 approved facility.

Delivery, Storage, and Handling

- Unit will be shipped as single package only and is stored and handled per unit manufacturer's recommendations.

Warranty (for inclusion by specifying engineer) — U.S. and Canada only.

Products

Equipment

Factory assembled, single piece, air-cooled air conditioner unit. Contained within the unit enclosure is all factory wiring, piping, controls, compressor, refrigerant charge R-410A, and special features required prior to field start-up.

Unit Cabinet

- Unit cabinet will be constructed of galvanized steel, bonderized, and coated with a powder coat paint.
- All units constructed with louver coil protection and corner post. Louver can be removed by removing one fastener per louver panel.

AIR-COOLED, SPLIT-SYSTEM AIR CONDITIONER FO*13C

1-1/2 TO 5 NOMINAL TONS

Fans

- Condenser fan will be direct-drive propeller type, discharging air upward.
- Condenser fan motors will be totally enclosed, 1-phase type with class B insulation and permanently lubricated bearings. Shafts will be corrosion resistant.
- Fan blades will be statically and dynamically balanced.
- Condenser fan openings will be equipped with coated steel wire safety guards.

Compressor

- Compressor will be hermetically sealed.
- Compressor will be mounted on rubber vibration isolators.

Condenser Coil

- Condenser coil will be air cooled.
- Coil will be constructed of aluminum fins mechanically bonded to copper tubes.

Refrigeration Components

- Refrigeration circuit components will include liquid-line shutoff valve with sweat connections, vapor-line shutoff valve with sweat connections, system charge of R-410A refrigerant, and compressor oil.
- Unit will be equipped with filter drier for R-410A refrigerant for field installation.

Operating Characteristics

- The capacity of the unit will meet or exceed _____ Btuh at a suction temperature of _____ °F/°C. The power consumption at full load will not exceed _____ kW.
- Combination of the unit and the evaporator or fan coil unit will have a total net cooling capacity of _____ Btuh or greater at conditions of _____ CFM entering air temperature at the evaporator at _____ °F/°C wet bulb and _____ °F/°C dry bulb, and air entering the unit at _____ °F/°C.
- The system will have a SEER of _____ Btuh/watt or greater at DOE conditions.

Electrical Requirements

- Nominal unit electrical characteristics will be _____ v, single phase, 60 hz. The unit will be capable of satisfactory operation within voltage limits of _____ v to _____ v.
- Nominal unit electrical characteristics will be _____ v, three phase, 60 hz. The unit will be capable of satisfactory operation within voltage limits of _____ v to _____ v.
- Unit electrical power will be single point connection.
- Control circuit will be 24v.

Special Features

- Refer to section of this literature identifying accessories and descriptions for specific features and available enhancements.

GENERAL TERMS OF LIMITED WARRANTY*

Fujitsu General America, Inc. will furnish a replacement for any part of this product which fails in normal use and service within the applicable period stated, in accordance with the terms of the limited warranty.

Conditional Parts
(Registration Required)Ten (10) Years

***For complete details of the Limited and Conditional Warranties, including applicable terms and conditions, contact your local contractor or the Manufacturer for a copy of the product warranty certificate.**

Before proceeding with installation, refer to installation instructions packaged with each model, as well as complying with all Federal, State, Provincial, and Local codes, regulations, and practices.

"In keeping with its policy of continuous progress and product improvement, the right is reserved to make changes without notice."