


# FUJITSU



## FO\*15R SERIES

Efficiencies: 14–15 SEER/11.5–12.5 EER  
Nominal Sizes 1.5-5 Ton

Manufactured for  
**Fujitsu General America, Inc.**  
Fairfield, NJ



# 15 SEER HEAT PUMPS

## Features

- New composite base pan – dampens sound, secures wire grille, eliminates corrosion and reduces number of fasteners needed
- Improved tubing design – reduces vibration and stress, making unit quieter and reducing opportunity for leaks
- Optimized defrost characteristics - decrease defrosting and provide better home comfort
- Powder coat paint finish – for a long lasting professional finish
- Optimized reversing valve sizing – improves shifting performance for quieter unit operation and increased life of the system
- Enhanced mufflers – help to dissipate vibration energy for quieter unit operation
- Scroll compressor – a sound abating feature added to the compressor significantly reduces noise when system transitions in and out of defrost mode
- Modern cabinet aesthetics – increased curb appeal with visually appealing design
- Curved louver panels – provide ultimate coil protection, enhance cabinet strength and increase cabinet rigidity
- Optimized fan orifice – optimizes airflow and reduces unit sound
- Rust resistant screws – confirmed through 1500-hour salt spray testing
- Service valve has between – 3"-4"-5" valve space – provides a minimum working area of 27-square inches for easier access
- Integrated heat pump lift receptacle – allows standard CPVC stands to be inserted into the base
- 15" wide, industry leading corner service access – makes repairs easier and faster.
- External gauge port access – allows easy connection of "low-loss" gauge ports
- Single-row condenser coil – makes unit lighter and allows thorough coil cleaning to maintain "out of the box" performance
- Fewer cabinet fasteners – allow for faster access to internal components and hassle-free panel removal
- Service trays – hold fasteners or caps during service calls
- QR code – provides technical information on demand for faster service calls
- Fan motor harness with extra-long wires – allows unit top to be removed without disconnecting fan wire

## TABLE OF CONTENTS

Model Number Identification .....	3
Available SKUs .....	3
Physical Data .....	4
Electrical Data .....	4
Accessories .....	5
Unit Dimensions.....	6
Clearances.....	7
Wiring Diagrams .....	8
Application Guidelines.....	8
Refrigerant Line Size Information.....	9-12
Performance Data .....	13-19
Guide Specifications .....	20
Limited Warranty .....	21

## Model Number Identification

<u>FO</u>	<u>36</u>	<u>15</u>	<u>R</u>	<u>S</u>	<u>J</u>	<u>N</u>	<u>A</u>
Product	Capacity	SEER	AC/HP	Speed	Voltage	Communication	Pressure
Heat	18 - 18,000 [5.28 kW]	14 - 14 SEER	C - AC	S - Single	J - 1ph, 208-230/60	N - Non-Communicating	A - W/O Switch
Pump	24 - 24,000 [7.03 kW]	15 - 15 SEER	R - HP		C - 3ph, 208-230/60		
	30 - 30,000 [8.79 kW]						
	36 - 36,000 [10.55 kW]						
	42 - 42,000 [12.31 kW]						
	48 - 48,000 [14.07 kW]						
	60 - 60,000 [17.58 kW]						

A  
Revision  
A = 1st Major  
Revision  
B = 2nd Major  
Revision

[ ] Designates Metric Conversions

### Available SKUs

Add this letter to the end of the available SKUs

Models Available
FO1815RSJNA
FO2415RSJNA
FO3015RSJNA
FO3615RSJNA
FO4215RSJNA
FO4815RSJNA
FO6015RSCNA
FO3615RSCNA
FO4215RSCNA
FO4815RSCNA
<del>FO60105RSCNA</del>

FO1815RSJNA	B
FO2415RSJNA	B
FO3015RSJNA	B
FO3615RSJNA	A
FO4215RSJNA	A
FO4815RSJNA	A
FO6015RSCNA	A
FO3615RSCNA	A
FO4215RSCNA	A
FO4815RSCNA	A
FO6015RSCNA	A

<b>Physical Data</b>							
Model No. #	F01815R	F02415R	F03015R	F03615R	F04215R	F04815R	F06015R
Nominal Tonnage	1.5	2.0	2.5	3.0	3.5	4.0	5.0
Valve Connections							
Liquid Line O.D. – in.	3/8	3/8	3/8	3/8	3/8	3/8	3/8
Suction Line O.D. – in.	3/4	3/4	3/4	3/4	7/8	7/8	7/8
Refrigerant (R410A) furnished oz. <sup>1</sup>	99	105	116	118	139	188	212
Compressor Type	Scroll						
Outdoor Coil							
Net face area – Outer Coil ft <sup>2</sup>	9.1	11.1	17.3	19.8	19.8	24.2	28.3
Net face area – Inner Coil	—	—	—	—	—	—	—
Tube diameter – in.	0.375	0.375	0.375	0.375	0.375	0.375	0.375
Number of rows	1	1	1	1	1	1	1
Fins per inch	20	20	20	20	20	20	20
Outdoor Fan							
Diameter – in.	20	20	24	24	24	26	26
Number of blades	2	3	3	3	3	3	3
Motor hp	1/8	1/8	1/5	1/3	1/5	1/3	1/5
CFM	2411	2478	3850	3121	3815	4380	3655
RPM	1077	1075	825	910	825	870	850
watts	151	138	197	134	201	266	274
Shipping weight – lbs.	156	159	198	206	228	264	285
Operating weight – lbs.	149	152	191	199	221	257	278

<b>Electrical Data</b>							
Line Voltage Data (Volts-Phase-Hz)	208/230-1-60	208/230-1-60	208/230-1-60	208/230-1-60	208/230-1-60	208/230-1-60	208/230-1-60
Maximum overcurrent protection (amps) <sup>2</sup>	20	25	25	35	40	40	50
Minimum circuit ampacity <sup>3</sup>	12	15	18	23	24	26	31
Compressor							
Rated load amps	9	10.9	12.8	15.4	17.9	18.5	23.7
Locked rotor amps	47.5	62.9	67.8	83.9	112	124	152.5
Condenser Fan Motor							
Full load amps	0.7	0.7	1	2.8	1	2.8	1
Locked rotor amps	1.3	1.3	1.2	—	1.2	—	2.3
Line Voltage Data (Volts-Phase-Hz)				208/230-3-60	208/230-3-60	208/230-3-60	208/230-3-60
Maximum overcurrent protection (amps) <sup>2</sup>				25	30	30	35
Minimum circuit ampacity <sup>3</sup>				16	18	21	21
Compressor							
Rated load amps				10.4	13.5	13.8	15.9
Locked rotor amps				73	88	83.1	110
Condenser Fan Motor							
Full load amps				2.8	1	2.8	1
Locked rotor amps				—	1.2	—	2.3

<sup>1</sup>Refrigerant charge sufficient for 15 ft. length of refrigerant lines. For longer line set requirements see the installation instructions for information about set length and additional refrigerant charge required.

<sup>2</sup>HACR type circuit breaker or fuse.

<sup>3</sup>Refer to National Electrical Code manual to determine wire, fuse and disconnect size requirements.

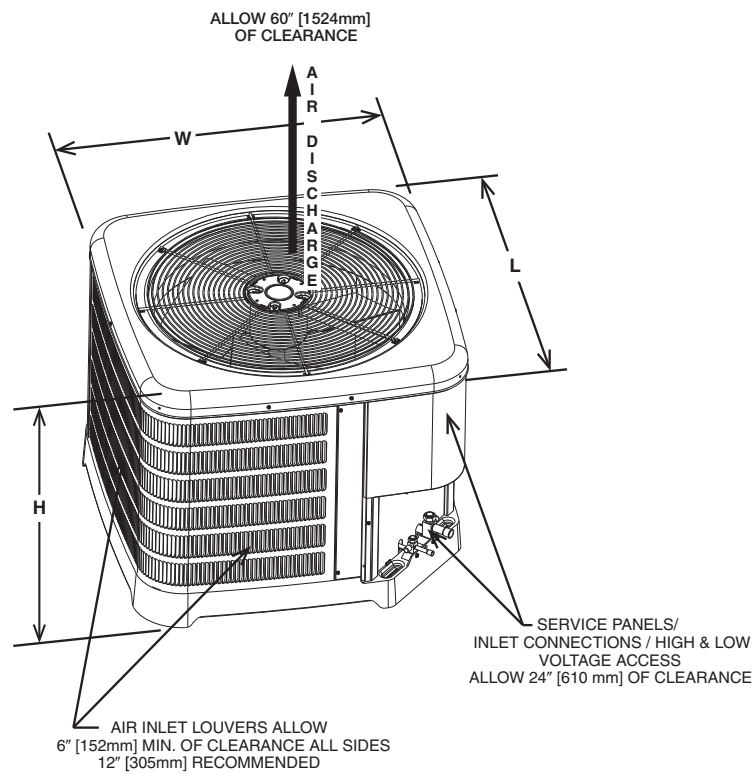
## Accessories

Model No.	F01815R	F02415R	F03015R	F03615R	F04215R	F04815R	F06015R	
Compressor crankcase heater	44-17402-44	44-17402-44	44-17402-44	44-17402-44	44-17402-45	Factory Standard	Factory Standard	
Low ambient control	RXAD-A08	RXAD-A08	RXAD-A08	RXAD-A08	RXAD-A08	RXAD-A08	RXAD-A08	
Compressor sound cover	68-23427-26	68-23427-26	68-23427-26	68-23427-26	68-23427-25	68-23427-25	68-23427-25	
Compressor hard start kit	SK-A1	SK-A1	SK-A1	SK-A1	SK-A1	SK-A1	SK-A1	
Low pressure control*	Factory Standard	Factory Standard	Factory Standard	Factory Standard	Factory Standard	Factory Standard	Factory Standard	
High pressure control*	Factory Standard	Factory Standard	Factory Standard	Factory Standard	Factory Standard	Factory Standard	Factory Standard	
Liquid Line Solenoid (24 VAC, 50/60 Hz)	Solenoid Valve	200RD2T3TVLC	200RD2T3TVLC	200RD2T3TVLC	200RD2T3TVLC	200RD2T3TVLC	200RD3T3TVLC	200RD3T3TVLC
	Solenoid Coil	61-AMG24V	61-AMG24V	61-AMG24V	61-AMG24V	61-AMG24V	61-AMG24V	61-AMG24V
	Bi-flow kit*	KS30387	KS30387	KS30387	KS30387	KS30387	KS30387	KS30387
Liquid Line Solenoid (120/240 VAC, 50/60 Hz)	Solenoid Valve	200RD2T3TVLC	200RD2T3TVLC	200RD2T3TVLC	200RD2T3TVLC	200RD2T3TVLC	200RD3T3TVLC	200RD3T3TVLC
	Solenoid Coil	61-AMG120/240V	61-AMG120/240V	61-AMG120/240V	61-AMG120/240V	61-AMG120/240V	61-AMG120/240V	61-AMG120/240V
	Bi-flow kit*	KS30387	KS30387	KS30387	KS30387	KS30387	KS30387	KS30387
Heat Pump Riser – 6 inch	686020	686020	686020	686020	686020	686020	686020	

\*Bi-flow kits are required when installing a liquid line solenoid on a heat pump.

## Unit Dimensions

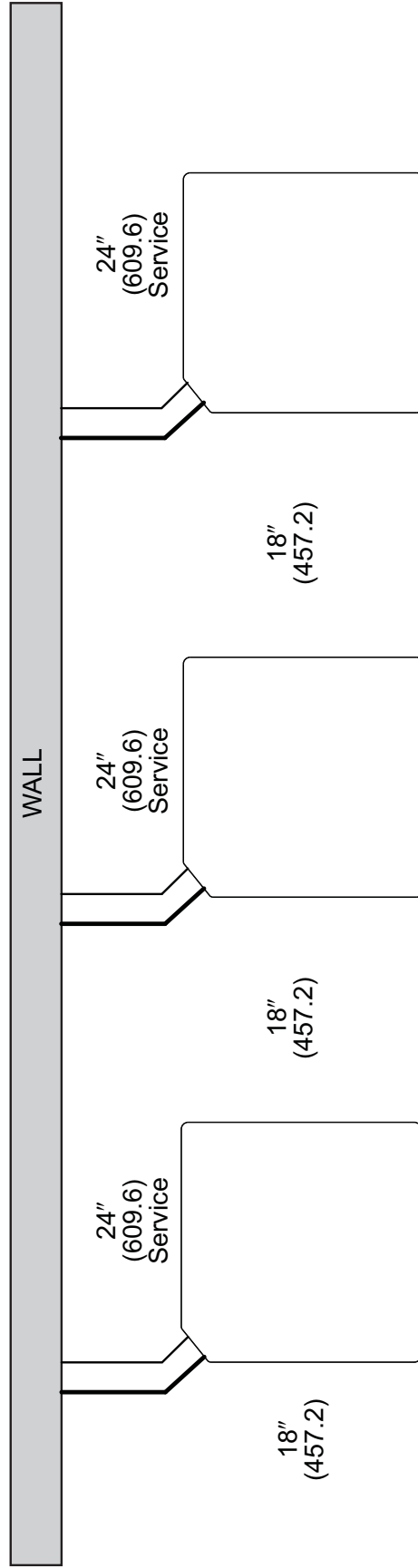
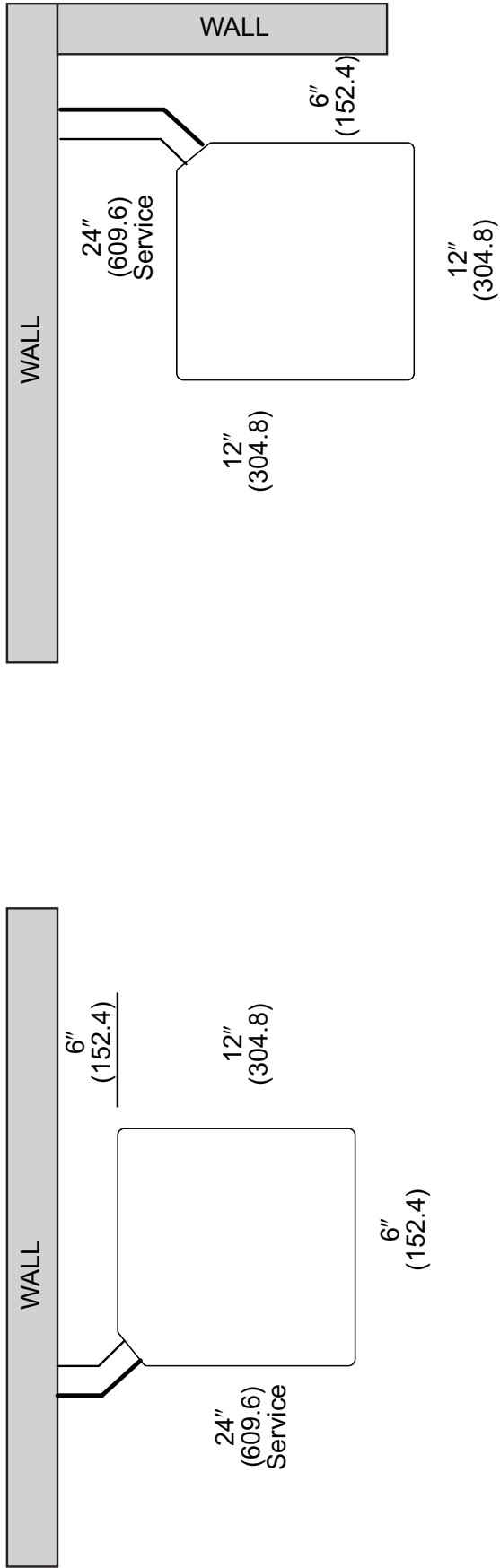
MODEL NUMBER	OPERATING						SHIPPING					
	H (Height)		L (Length)		W (Width)		H (Height)		L (Length)		W (Width)	
	INCHES	mm	INCHES	mm	INCHES	mm	INCHES	mm	INCHES	mm	INCHES	mm
FO1815R	25	635	29.75	755	29.75	755	27.90	708	33.25	844	33.00	838
FO2415R	25	635	29.75	755	29.75	755	27.90	708	33.25	844	33.00	838
FO3015R	31	787	33.75	857	33.75	857	33.32	846	37.64	956	37.56	954
FO3615R	35	889	33.75	857	33.75	857	38.35	974	37.64	956	37.56	954
FO4215R	35	889	33.75	857	33.75	857	38.35	974	37.64	956	37.56	954
FO4815R	39	990	35.75	908	35.75	908	42.00	1066	39.37	999	39.64	1006
FO6015R	45	1143	35.75	908	35.75	908	48.18	1223	39.37	999	39.64	1006



ST-A1226-23-00

[ ] Designates Metric Conversions

# CLEARANCES

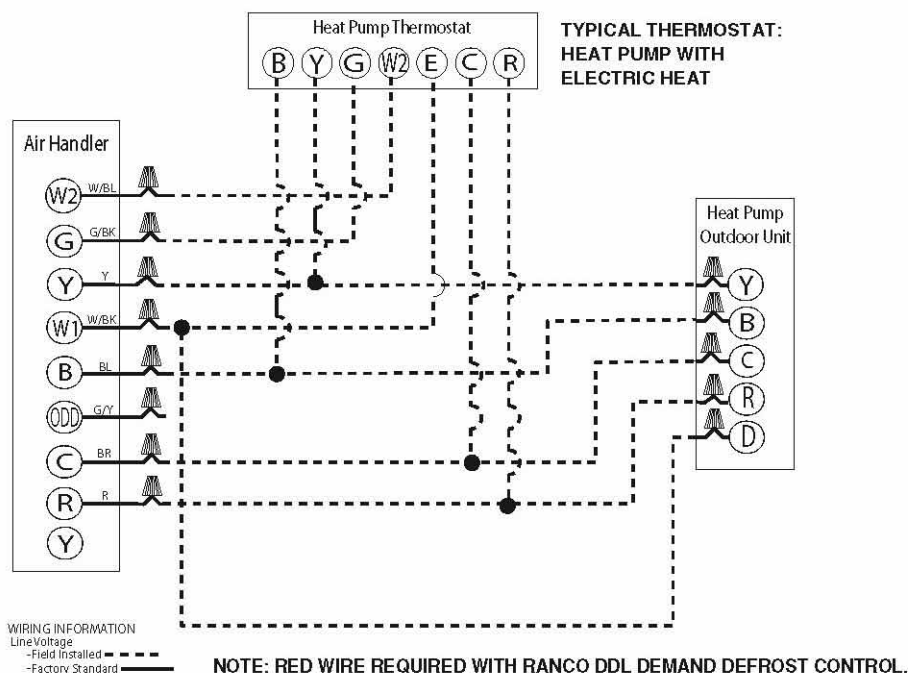


**NOTE: NUMBERS IN () = mm**

**IMPORTANT:** When installing multiple units in an alcove, roof well or partially enclosed area, ensure there is adequate ventilation to prevent re-circulation of discharge air.

## Control Wiring

**FIGURE 4**  
**CONTROL WIRING FOR AIR HANDLER**



**NOTES:**

1. Jumper "E" to "W2" to transfer control of supplemental heat to 1st stage when the emergency heat switch is on.
2. This wire turns on heat for defrost, omit for most economical operation.
3. Wire with colored tracing stripe.

## Application Guidelines

1. Intended for outdoor installation with free air inlet and outlet. Outdoor fan external static pressure available is less than 0.01 -in. wc.
2. Minimum outdoor operation air temperature for cooling mode without low-ambient operation accessory is 55°F (12.8°C).
3. Maximum outdoor operating air temperature is 125°F (51.7°C).
4. For reliable operation, unit should be level in all horizontal planes.
5. For interconnecting refrigerant tube lengths greater than 150 ft. (45.72m) and/or 120 ft. (36.58m) vertical separation, consult Residential Piping and Long line guide.
6. If any refrigerant tubing is buried, provide a 8 in. (203.2mm) vertical rise to the valve connections at the unit. Refrigerant tubing lengths up to 8 ft. (2.44m) may be buried without further consideration. Do not bury refrigerant lines longer than \* in (\* mm)
7. Use only copper wire for electric connections at unit. Aluminum and clad aluminum are not acceptable for the type of connector provided.
8. Do not apply capillary tube indoor coils to these units.
9. Factory-supplied filter drier must be installed.



# Heat Pump Refrigerant Line Size Information

R-410A System Capacity Model	Liquid Line Size Connection Size (Inch I.D.) (mm)	Liquid Line Size (Inch O.D.) (mm)	Liquid Line Size Elevation (Above or Below) Indoor Coil Total Equivalent Length - Feet [m]															
			25 [7.62]	50 [15.24]	75 [22.86]	100 [30.48]	125 [45.72]	150 [45.72]	175 [53.34]	200 [60.96]	225 [68.58]	250 [76.20]	275 [83.82]	300 [91.44]				
			Maximum Vertical Separation - Feet [m]															
18A	3/8" [9.53]	1/4 [6.35]	50 [15.24]	60 [18.29]	50 [15.24]	35 [10.67]	20 [6.1]	N/R	N/R	N/R	N/R	N/R	N/R	N/R	N/R	N/R	N/R	
		5/16 [7.94]	50 [15.24]	75 [22.86]	90 [27.43]	85 [25.91]	80 [24.38]	75 [22.86]	70 [21.34]	65 [19.81]	60 [18.29]	55 [16.76]	50 [15.24]	45 [13.72]	40 [12.19]	35 [10.67]	30 [9.14]	
		3/8 [9.53]	50 [15.24]	75 [22.86]	100 [30.48]	100 [30.48]	100 [30.48]	95 [28.96]	90 [27.43]	85 [25.91]	80 [24.38]	75 [22.86]	70 [21.34]	65 [19.81]	60 [18.29]	55 [16.76]	50 [15.24]	
		7/16 [11.12]	50 [15.24]	75 [22.86]	100 [30.48]	105 [32]	100 [30.48]	100 [30.48]	95 [28.96]	90 [27.43]	85 [25.91]	80 [24.38]	75 [22.86]	70 [21.34]	65 [19.81]	60 [18.29]	55 [16.76]	50 [15.24]
		1/2 [12.71]	50 [15.24]	75 [22.86]	100 [30.48]	105 [32]	105 [32]	105 [32]	105 [32]	105 [32]	105 [32]	105 [32]	105 [32]	105 [32]	105 [32]	105 [32]	105 [32]	105 [32]
		N/R	55 [16.76]	55 [16.76]	40 [12.19]	25 [7.62]	10 [3.05]	N/R	N/R	N/R	N/R	N/R	N/R	N/R	N/R	N/R	N/R	N/R
18B	3/8" [9.53]	5/16 [7.94]	50 [15.24]	75 [22.86]	85 [25.91]	80 [24.38]	75 [22.86]	70 [21.34]	65 [19.81]	60 [18.29]	50 [15.24]	45 [13.72]	40 [12.19]	35 [10.67]	30 [9.14]	25 [7.62]	20 [6.1]	
		3/8 [9.53]	50 [15.24]	75 [22.86]	95 [28.96]	95 [28.96]	95 [28.96]	90 [27.43]	85 [25.91]	80 [24.38]	75 [22.86]	70 [21.34]	65 [19.81]	60 [18.29]	55 [16.76]	50 [15.24]	45 [13.72]	
		7/16 [11.12]	50 [15.24]	75 [22.86]	100 [30.48]	100 [30.48]	100 [30.48]	95 [28.96]	90 [27.43]	85 [25.91]	80 [24.38]	75 [22.86]	70 [21.34]	65 [19.81]	60 [18.29]	55 [16.76]	50 [15.24]	
		1/2 [12.71]	50 [15.24]	75 [22.86]	100 [30.48]	105 [32]	100 [30.48]	100 [30.48]	95 [28.96]	90 [27.43]	85 [25.91]	80 [24.38]	75 [22.86]	70 [21.34]	65 [19.81]	60 [18.29]	55 [16.76]	
		N/R	55 [16.76]	55 [16.76]	40 [12.19]	25 [7.62]	10 [3.05]	N/R	N/R	N/R	N/R	N/R	N/R	N/R	N/R	N/R	N/R	N/R
		N/R	50 [15.24]	75 [22.86]	85 [25.91]	80 [24.38]	75 [22.86]	70 [21.34]	65 [19.81]	60 [18.29]	50 [15.24]	45 [13.72]	40 [12.19]	35 [10.67]	30 [9.14]	25 [7.62]	20 [6.1]	15 [4.57]
24A	3/8" [9.53]	5/16 [7.94]	50 [15.24]	75 [22.86]	95 [28.96]	90 [27.43]	85 [25.91]	80 [24.38]	75 [22.86]	70 [21.34]	65 [19.81]	60 [18.29]	55 [16.76]	50 [15.24]	45 [13.72]	40 [12.19]	35 [10.67]	
		3/8 [9.53]	50 [15.24]	75 [22.86]	100 [30.48]	100 [30.48]	100 [30.48]	95 [28.96]	90 [27.43]	85 [25.91]	80 [24.38]	75 [22.86]	70 [21.34]	65 [19.81]	60 [18.29]	55 [16.76]	50 [15.24]	
		7/16 [11.12]	50 [15.24]	75 [22.86]	100 [30.48]	100 [30.48]	100 [30.48]	95 [28.96]	90 [27.43]	85 [25.91]	80 [24.38]	75 [22.86]	70 [21.34]	65 [19.81]	60 [18.29]	55 [16.76]	50 [15.24]	
		1/2 [12.71]	50 [15.24]	75 [22.86]	100 [30.48]	105 [32]	100 [30.48]	100 [30.48]	95 [28.96]	90 [27.43]	85 [25.91]	80 [24.38]	75 [22.86]	70 [21.34]	65 [19.81]	60 [18.29]	55 [16.76]	
		N/R	55 [16.76]	55 [16.76]	40 [12.19]	25 [7.62]	10 [3.05]	N/R	N/R	N/R	N/R	N/R	N/R	N/R	N/R	N/R	N/R	N/R
		N/R	50 [15.24]	75 [22.86]	95 [28.96]	90 [27.43]	85 [25.91]	80 [24.38]	75 [22.86]	70 [21.34]	65 [19.81]	60 [18.29]	55 [16.76]	50 [15.24]	45 [13.72]	40 [12.19]	35 [10.67]	30 [9.14]
24B	3/8" [9.53]	5/16 [7.94]	50 [15.24]	75 [22.86]	95 [28.96]	90 [27.43]	85 [25.91]	80 [24.38]	75 [22.86]	70 [21.34]	65 [19.81]	60 [18.29]	55 [16.76]	50 [15.24]	45 [13.72]	40 [12.19]	35 [10.67]	
		3/8 [9.53]	50 [15.24]	75 [22.86]	100 [30.48]	100 [30.48]	100 [30.48]	95 [28.96]	90 [27.43]	85 [25.91]	80 [24.38]	75 [22.86]	70 [21.34]	65 [19.81]	60 [18.29]	55 [16.76]	50 [15.24]	
		7/16 [11.12]	50 [15.24]	75 [22.86]	100 [30.48]	100 [30.48]	100 [30.48]	95 [28.96]	90 [27.43]	85 [25.91]	80 [24.38]	75 [22.86]	70 [21.34]	65 [19.81]	60 [18.29]	55 [16.76]	50 [15.24]	
		1/2 [12.71]	50 [15.24]	75 [22.86]	100 [30.48]	105 [32]	100 [30.48]	100 [30.48]	95 [28.96]	90 [27.43]	85 [25.91]	80 [24.38]	75 [22.86]	70 [21.34]	65 [19.81]	60 [18.29]	55 [16.76]	
		N/R	55 [16.76]	55 [16.76]	40 [12.19]	25 [7.62]	10 [3.05]	N/R	N/R	N/R	N/R	N/R	N/R	N/R	N/R	N/R	N/R	N/R
		N/R	50 [15.24]	75 [22.86]	95 [28.96]	90 [27.43]	85 [25.91]	80 [24.38]	75 [22.86]	70 [21.34]	65 [19.81]	60 [18.29]	55 [16.76]	50 [15.24]	45 [13.72]	40 [12.19]	35 [10.67]	30 [9.14]
30A	3/8" [9.53]	5/16 [7.94]	50 [15.24]	75 [22.86]	95 [28.96]	90 [27.43]	85 [25.91]	80 [24.38]	75 [22.86]	70 [21.34]	65 [19.81]	60 [18.29]	55 [16.76]	50 [15.24]	45 [13.72]	40 [12.19]	35 [10.67]	
		3/8 [9.53]	50 [15.24]	75 [22.86]	100 [30.48]	100 [30.48]	100 [30.48]	95 [28.96]	90 [27.43]	85 [25.91]	80 [24.38]	75 [22.86]	70 [21.34]	65 [19.81]	60 [18.29]	55 [16.76]	50 [15.24]	
		7/16 [11.12]	50 [15.24]	75 [22.86]	100 [30.48]	100 [30.48]	100 [30.48]	95 [28.96]	90 [27.43]	85 [25.91]	80 [24.38]	75 [22.86]	70 [21.34]	65 [19.81]	60 [18.29]	55 [16.76]	50 [15.24]	
		1/2 [12.71]	50 [15.24]	75 [22.86]	100 [30.48]	105 [32]	100 [30.48]	100 [30.48]	95 [28.96]	90 [27.43]	85 [25.91]	80 [24.38]	75 [22.86]	70 [21.34]	65 [19.81]	60 [18.29]	55 [16.76]	
		N/R	55 [16.76]	55 [16.76]	40 [12.19]	25 [7.62]	10 [3.05]	N/R	N/R	N/R	N/R	N/R	N/R	N/R	N/R	N/R	N/R	N/R
		N/R	50 [15.24]	75 [22.86]	95 [28.96]	90 [27.43]	85 [25.91]	80 [24.38]	75 [22.86]	70 [21.34]	65 [19.81]	60 [18.29]	55 [16.76]	50 [15.24]	45 [13.72]	40 [12.19]	35 [10.67]	30 [9.14]
30B	3/8" [9.53]	5/16 [7.94]	50 [15.24]	75 [22.86]	95 [28.96]	90 [27.43]	85 [25.91]	80 [24.38]	75 [22.86]	70 [21.34]	65 [19.81]	60 [18.29]	55 [16.76]	50 [15.24]	45 [13.72]	40 [12.19]	35 [10.67]	
		3/8 [9.53]	50 [15.24]	75 [22.86]	100 [30.48]	100 [30.48]	100 [30.48]	95 [28.96]	90 [27.43]	85 [25.91]	80 [24.38]	75 [22.86]	70 [21.34]	65 [19.81]	60 [18.29]	55 [16.76]	50 [15.24]	
		7/16 [11.12]	50 [15.24]	75 [22.86]	100 [30.48]	100 [30.48]	100 [30.48]	95 [28.96]	90 [27.43]	85 [25.91]	80 [24.38]	75 [22.86]	70 [21.34]	65 [19.81]	60 [18.29]	55 [16.76]	50 [15.24]	
		1/2 [12.71]	50 [15.24]	75 [22.86]	100 [30.48]	105 [32]	100 [30.48]	100 [30.48]	95 [28.96]	90 [27.43]	85 [25.91]	80 [24.38]	75 [22.86]	70 [21.34]	65 [19.81]	60 [18.29]	55 [16.76]	
		N/R	55 [16.76]	55 [16.76]	40 [12.19]	25 [7.62]	10 [3.05]	N/R	N/R	N/R	N/R	N/R	N/R	N/R	N/R	N/R	N/R	N/R
		N/R	50 [15.24]	75 [22.86]	95 [28.96]	90 [27.43]	85 [25.91]	80 [24.38]	75 [22.86]	70 [21.34]	65 [19.81]	60 [18.29]	55 [16.76]	50 [15.24]	45 [13.72]	40 [12.19]	35 [10.67]	30 [9.14]
36A	3/8" [9.53]	5/16 [7.94]	50 [15.24]	75 [22.86]	95 [28.96]	90 [27.43]	85 [25.91]	80 [24.38]	75 [22.86]	70 [21.34]	65 [19.81]	60 [18.29]	55 [16.76]	50 [15.24]	45 [13.72]	40 [12.19]	35 [10.67]	
		3/8 [9.53]	50 [15.24]	75 [22.86]	100 [30.48]	100 [30.48]	100 [30.48]	95 [28.96]	90 [27.43]	85 [25.91]	80 [24.38]	75 [22.86]	70 [21.34]	65 [19.81]	60 [18.29]	55 [16.76]	50 [15.24]	
		7/16 [11.12]	50 [15.24]	75 [22.86]	100 [30.48]	100 [30.48]	100 [30.48]	95 [28.96]	90 [27.43]	85 [25.91]	80 [24.38]	75 [22.86]	70 [21.34]	65 [19.81]	60 [18.29]	55 [16.76]	50 [15.24]	
		1/2 [12.71]	50 [15.24]	75 [22.86]	100 [30.48]	105 [32]	100 [30.48]	100 [30.48]	95 [28.96]	90 [27.43]	85 [25.91]	80 [24.38]	75 [22.86]	70 [21.34]	65 [19.81]	60 [18.29]	55 [16.76]	
		N/R	55 [16.76]	55 [16.76]	40 [12.19]	25 [7.62]	10 [3.05]	N/R	N/R	N/R	N/R	N/R	N/R	N/R	N/R	N/R	N/R	N/R
		N/R	50 [15.24]	75 [22.86]	95 [28.96]	90 [27.43]	85 [25.91]	80 [24.38]	75 [22.86]	70 [21.34]	65 [19.81]	60 [18.29]	55 [16.76]	50 [15.24]	45 [13.72]	40 [12.19]	35 [10.67]	30 [9.14]

☐ Designates Metric Conversions

**NOTES:**  
 N/R = Application not recommended.  
 Grey = This application is acceptable, but the long line guidelines must be followed. Reference Long Line Set section in the I&O

### Heat Pump Refrigerant Line Size Information (con't.)

R-410A System Capacity Model	Liquid Line Size Connection Size (Inch I.D.) [mm]	Liquid Line Size (Inch O.D.) [mm]	Liquid Line Size Elevation (Above or Below) Indoor Coil Total Equivalent Length - Feet [m]																										
			Maximum Vertical Separation - Feet [m]																										
			25 [7.62]	50 [15.24]	75 [22.86]	100 [30.48]	125 [45.72]	150 [45.72]	175 [53.34]	200 [60.96]	225 [68.58]	250 [76.20]	275 [83.82]	300 [91.44]	25 [7.62]	50 [15.24]	75 [22.86]	100 [30.48]	125 [45.72]	150 [45.72]	175 [53.34]	200 [60.96]	225 [68.58]	250 [76.20]	275 [83.82]	300 [91.44]			
42A	3/8" [9.53]	1/4 [6.35]	25 [7.62]	N/R	N/R	N/R	N/R	N/R	N/R	N/R	N/R	N/R	N/R	N/R	N/R	N/R	N/R	N/R	N/R	N/R	N/R	N/R	N/R	N/R	N/R	N/R	N/R	N/R	
		5/16 [7.94]	25 [7.62]	50 [15.24]	45 [13.72]	30 [9.14]	10 [3.05]	N/R	N/R	N/R	N/R	N/R	N/R	N/R	N/R	N/R	N/R	N/R	N/R	N/R	N/R	N/R	N/R	N/R	N/R	N/R	N/R	N/R	N/R
		3/8 [9.53]	25 [7.62]	50 [15.24]	75 [22.86]	75 [22.86]	65 [19.81]	60 [18.29]	55 [16.76]	50 [15.24]	45 [13.72]	40 [12.19]	30 [9.14]	15 [4.57]	10 [3.05]	N/R	N/R	N/R	N/R	N/R	N/R	N/R	N/R	N/R	N/R	N/R	N/R	N/R	N/R
		7/16 [11.12]	25 [7.62]	50 [15.24]	75 [22.86]	85 [25.91]	85 [25.91]	80 [24.38]	80 [24.38]	80 [24.38]	75 [22.86]	75 [22.86]	70 [21.34]	60 [18.29]	60 [18.29]	65 [19.81]	60 [18.29]	60 [18.29]	60 [18.29]	60 [18.29]	60 [18.29]	60 [18.29]	60 [18.29]	60 [18.29]	60 [18.29]	60 [18.29]	60 [18.29]	60 [18.29]	60 [18.29]
		1/2 [12.71]	25 [7.62]	50 [15.24]	75 [22.86]	90 [27.43]	90 [27.43]	90 [27.43]	90 [27.43]	90 [27.43]	85 [25.91]	85 [25.91]	80 [24.38]	80 [24.38]	80 [24.38]	80 [24.38]	80 [24.38]	80 [24.38]	80 [24.38]	80 [24.38]	80 [24.38]	80 [24.38]	80 [24.38]	80 [24.38]	80 [24.38]	80 [24.38]	80 [24.38]	80 [24.38]	80 [24.38]
48A	3/8" [9.53]	1/4 [6.35]	10 [3.05]	N/R	N/R	N/R	N/R	N/R	N/R	N/R	N/R	N/R	N/R	N/R	N/R	N/R	N/R	N/R	N/R	N/R	N/R	N/R	N/R	N/R	N/R	N/R	N/R	N/R	
		5/16 [7.94]	25 [7.62]	50 [15.24]	30 [9.14]	10 [3.05]	N/R	N/R	N/R	N/R	N/R	N/R	N/R	N/R	N/R	N/R	N/R	N/R	N/R	N/R	N/R	N/R	N/R	N/R	N/R	N/R	N/R	N/R	N/R
		3/8 [9.53]	25 [7.62]	50 [15.24]	70 [21.34]	65 [19.81]	55 [16.76]	50 [15.24]	40 [12.19]	35 [10.67]	30 [9.14]	20 [6.1]	15 [4.57]	10 [3.05]	N/R	N/R	N/R	N/R	N/R	N/R	N/R	N/R	N/R	N/R	N/R	N/R	N/R	N/R	N/R
		7/16 [11.12]	25 [7.62]	50 [15.24]	75 [22.86]	80 [24.38]	75 [22.86]	75 [22.86]	70 [21.34]	70 [21.34]	70 [21.34]	70 [21.34]	70 [21.34]	70 [21.34]	70 [21.34]	70 [21.34]	70 [21.34]	70 [21.34]	70 [21.34]	70 [21.34]	70 [21.34]	70 [21.34]	70 [21.34]	70 [21.34]	70 [21.34]	70 [21.34]	70 [21.34]	70 [21.34]	70 [21.34]
		1/2 [12.71]	25 [7.62]	50 [15.24]	75 [22.86]	85 [25.91]	85 [25.91]	80 [24.38]	80 [24.38]	80 [24.38]	80 [24.38]	80 [24.38]	80 [24.38]	80 [24.38]	80 [24.38]	80 [24.38]	80 [24.38]	80 [24.38]	80 [24.38]	80 [24.38]	80 [24.38]	80 [24.38]	80 [24.38]	80 [24.38]	80 [24.38]	80 [24.38]	80 [24.38]	80 [24.38]	80 [24.38]
60A	3/8" [9.53]	1/4 [6.35]	N/R	N/R	N/R	N/R	N/R	N/R	N/R	N/R	N/R	N/R	N/R	N/R	N/R	N/R	N/R	N/R	N/R	N/R	N/R	N/R	N/R	N/R	N/R	N/R	N/R	N/R	
		5/16 [7.94]	25 [7.62]	10 [3.05]	N/R	N/R	N/R	N/R	N/R	N/R	N/R	N/R	N/R	N/R	N/R	N/R	N/R	N/R	N/R	N/R	N/R	N/R	N/R	N/R	N/R	N/R	N/R	N/R	N/R
		3/8 [9.53]	25 [7.62]	50 [15.24]	40 [12.19]	30 [9.14]	20 [6.1]	10 [3.05]	N/R	N/R	N/R	N/R	N/R	N/R	N/R	N/R	N/R	N/R	N/R	N/R	N/R	N/R	N/R	N/R	N/R	N/R	N/R	N/R	N/R
		7/16 [11.12]	25 [7.62]	50 [15.24]	55 [16.76]	50 [15.24]	50 [15.24]	45 [13.72]	40 [12.19]	35 [10.67]	30 [9.14]	25 [7.62]	25 [7.62]	25 [7.62]	25 [7.62]	25 [7.62]	25 [7.62]	25 [7.62]	25 [7.62]	25 [7.62]	25 [7.62]	25 [7.62]	25 [7.62]	25 [7.62]	25 [7.62]	25 [7.62]	25 [7.62]	25 [7.62]	25 [7.62]
		1/2 [12.71]	25 [7.62]	50 [15.24]	60 [18.29]	60 [18.29]	60 [18.29]	60 [18.29]	60 [18.29]	60 [18.29]	60 [18.29]	60 [18.29]	60 [18.29]	60 [18.29]	60 [18.29]	60 [18.29]	60 [18.29]	60 [18.29]	60 [18.29]	60 [18.29]	60 [18.29]	60 [18.29]	60 [18.29]	60 [18.29]	60 [18.29]	60 [18.29]	60 [18.29]	60 [18.29]	60 [18.29]

**NOTES:**  
 N/R = Application not recommended.  
 Grey = This application is acceptable, but the long line guidelines must be followed. Reference Long Line Set section in the I&O

[ ] Designates Metric Conversions

### Heat Pump Refrigerant Line Size Information (con't.)

R-410A System Capacity Model	Vapor Line Connection Size (Inch I.D.) [mm]	Vapor Line Size (Inch O.D.) [mm]	Vapor Line Selection Chart Capacity Multiplier Table																
			Total Equivalent Length - Feet [m]																
			25 [7.62]	50 [15.24]	75 [22.86]	100 [30.48]	125 [45.72]	150 [45.72]	175 [53.34]	200 [60.96]	225 [68.58]	250 [76.20]	275 [83.82]	300 [91.44]					
18A	3/4" [19.06]	5/8 [15.88]	1.00	1.00	1.00	0.99	0.99	0.98	0.98	0.98	0.98	0.97	0.97	0.97	0.97	0.97	0.97		
		3/4 [19.05]	1.00	1.00	1.00	1.00	1.00	1.00	1.00	1.00	1.00	1.00	1.00	1.00	1.00	1.00	1.00		
		7/8 [22.23]	N/R	N/R	N/R	N/R	N/R	N/R	N/R	N/R	N/R	N/R	N/R	N/R	N/R	N/R	N/R	N/R	
		1 [25.4]	N/R	N/R	N/R	N/R	N/R	N/R	N/R	N/R	N/R	N/R	N/R	N/R	N/R	N/R	N/R	N/R	
18B	3/4" [19.06]	1-1/8 [28.58]	N/R	N/R	N/R	N/R	N/R	N/R	N/R	N/R	N/R	N/R	N/R	N/R	N/R	N/R	N/R		
		5/8 [15.88]	1.00	0.99	0.99	0.98	0.98	0.98	0.98	0.98	0.98	0.98	0.97	0.97	0.97	0.97	0.96		
		3/4 [19.05]	1.00	1.00	1.00	1.00	1.00	1.00	1.00	1.00	1.00	1.00	1.00	1.00	1.00	1.00	0.99		
		7/8 [22.23]	N/R	N/R	N/R	N/R	N/R	N/R	N/R	N/R	N/R	N/R	N/R	N/R	N/R	N/R	N/R	N/R	
24A	3/4" [19.06]	1 [25.4]	N/R	N/R	N/R	N/R	N/R	N/R	N/R	N/R	N/R	N/R	N/R	N/R	N/R	N/R	N/R		
		1-1/8 [28.58]	N/R	N/R	N/R	N/R	N/R	N/R	N/R	N/R	N/R	N/R	N/R	N/R	N/R	N/R	N/R	N/R	
		5/8 [15.88]	1.00	0.99	0.98	0.98	0.97	0.97	0.97	0.97	0.97	0.97	0.96	0.96	0.95	0.95	0.94	0.93	
		3/4 [19.05]	1.00	1.00	1.00	0.99	0.99	1.00	0.99	0.99	1.00	0.99	0.99	1.00	0.99	0.99	0.99	0.99	
24B	3/4" [19.06]	7/8 [22.23]	1.00	1.00	1.00	1.00	1.00	1.00	1.00	1.00	1.00	1.00	1.00	1.00	1.00	1.01	1.01		
		1 [25.4]	N/R	N/R	N/R	N/R	N/R	N/R	N/R	N/R	N/R	N/R	N/R	N/R	N/R	N/R	N/R	N/R	
		1-1/8 [28.58]	N/R	N/R	N/R	N/R	N/R	N/R	N/R	N/R	N/R	N/R	N/R	N/R	N/R	N/R	N/R	N/R	N/R
		5/8 [15.88]	0.99	0.99	0.98	0.98	0.97	0.97	0.97	0.97	0.97	0.97	0.96	0.96	0.95	0.95	0.94	0.94	
30A	3/4" [19.06]	3/4 [19.05]	1.00	1.00	1.00	1.00	1.00	1.00	1.00	1.00	1.00	1.00	1.00	1.00	1.00	1.00	0.99		
		7/8 [22.23]	1.00	1.00	1.00	1.00	1.00	1.00	1.00	1.00	1.00	1.00	1.00	1.00	1.00	1.00	1.00	0.98	
		1 [25.4]	1.00	1.00	1.00	1.00	1.00	1.00	1.00	1.00	1.00	1.00	1.00	1.00	1.00	1.00	1.00	0.99	
		1-1/8 [28.58]	N/R	N/R	N/R	N/R	N/R	N/R	N/R	N/R	N/R	N/R	N/R	N/R	N/R	N/R	N/R	N/R	N/R
30B	3/4" [19.06]	5/8 [15.88]	0.99	0.98	0.97	0.95	0.94	0.94	0.94	0.94	0.94	0.94	0.93	0.92	0.91	0.91	0.88		
		3/4 [19.05]	1.00	1.00	0.99	0.98	0.98	0.98	0.98	0.98	0.98	0.97	0.97	0.97	0.96	0.96	0.95		
		7/8 [22.23]	1.00	1.00	1.00	1.00	1.00	1.00	1.00	1.00	1.00	1.00	1.00	1.00	1.00	1.00	0.98		
		1 [25.4]	1.00	1.00	1.00	1.00	1.00	1.00	1.00	1.00	1.00	1.00	1.00	1.00	1.00	1.00	0.99		
36A	3/4" [19.06]	1-1/8 [28.58]	N/R	N/R	N/R	N/R	N/R	N/R	N/R	N/R	N/R	N/R	N/R	N/R	N/R	N/R	N/R	N/R	
		5/8 [15.88]	0.99	0.98	0.97	0.96	0.96	0.96	0.96	0.96	0.95	0.95	0.94	0.92	0.91	0.90	0.89		
		3/4 [19.05]	1.00	1.00	0.99	0.99	0.99	0.99	0.99	0.98	0.98	0.98	0.98	0.98	0.97	0.97	0.96	0.96	
		7/8 [22.23]	1.00	1.00	1.00	1.00	1.00	1.00	1.00	1.00	1.00	1.00	1.00	1.00	1.00	0.99	0.98	0.98	

NOTES: [ ] Designates Metric Conversions  
N/R = Application not recommended.  
All calculations assume a 3/8" liquid line

### Heat Pump Refrigerant Line Size Information (con't.)

R-410A System Capacity Model	Vapor Line Connection Size (Inch I.D.) [mm]	Vapor Line Size (Inch O.D.) [mm]	Vapor Line Selection Chart Capacity Multiplier Table														
			Total Equivalent Length - Feet [m]														
			25 [7.62]	50 [15.24]	75 [22.86]	100 [30.48]	125 [45.72]	150 [45.72]	175 [53.34]	200 [60.96]	225 [68.58]	250 [76.20]	275 [83.82]	300 [91.44]			
42A	7/8" [22.23]	5/8 [15.88]	1.00	0.98	0.96	0.95	0.94	0.92	0.91	0.89	0.88	0.87	0.86	0.85			
			1.01	1.01	1.00	0.99	0.99	0.98	0.97	0.97	0.96	0.95	0.95	0.94			
			1.00	1.01	1.01	1.01	1.01	1.01	1.01	1.00	0.99	1.00	1.00	1.00	0.99		
			1.03	1.02	1.02	1.02	1.02	1.01	1.01	1.01	1.01	1.01	1.01	1.01	1.01		
			1.03	1.03	1.02	1.02	1.02	1.02	1.02	1.02	1.02	1.02	1.02	1.01	1.01		
48A	7/8" [22.23]	5/8 [15.88]	0.99	0.96	0.94	0.92	0.91	0.89	0.87	0.86	0.84	0.83	0.82	0.80			
			1.01	1.00	0.99	0.97	0.97	0.96	0.95	0.94	0.94	0.93	0.92	0.92			
			1.00	1.01	1.01	1.00	1.00	0.99	0.99	0.99	0.98	0.98	0.97	0.97			
			N/R	N/R	N/R	N/R	N/R	N/R	N/R	N/R	N/R	N/R	N/R	N/R	N/R		
			N/R	N/R	N/R	N/R	N/R	N/R	N/R	N/R	N/R	N/R	N/R	N/R	N/R		
60A	7/8" [22.23]	5/8 [15.88]	0.79	0.99	0.95	0.93	0.91	0.89	0.89	0.89	0.89	0.89	0.89	0.89			
			0.90	1.01	1.00	0.99	0.97	0.96	0.96	0.96	0.96	0.96	0.96	0.96			
			1.00	1.01	1.01	1.01	1.00	1.00	1.00	1.00	1.00	1.00	1.00	1.00	1.00		
			1.00	1.02	1.01	1.01	1.01	1.01	1.01	1.01	1.01	1.01	1.01	1.01	1.01		
			N/R	N/R	N/R	N/R	N/R	N/R	N/R	N/R	N/R	N/R	N/R	N/R	N/R		

**NOTES:**  
N/R = Application not recommended.  
All calculations assume a 3/8" liquid line

[ J Designates Metric Conversions

## Performance Data @ AHRI Standard Conditions – Heat Pump

High Sales Volume Tested Combination (HSVTC)												
Outdoor Unit	Air Handler	Total Capacity BTU/H [kW]	Net Sensible BTU/H [kW]	Net Latent BTU/H [kW]	SEER	EER	Indoor CFM [L/s]	47 Degree Heating Capacity BTU/H [kW]	47 Degree COP	17 Degree Heating Capacity BTU/H [kW]	17 Degree COP	Region IV HSPF
F01815RSJ	FH2417TTS*SN	18500 [5.4]	14500 [4.2]	4000 [1.2]	16.00	13.00	650 [306.8]	15700 [4.6]	3.60	9100 [2.7]	2.40	9.00
F02415RSJ	FH2417TTS*SN	24000 [7.0]	17900 [5.2]	6100 [1.8]	15.50	13.00	800 [377.6]	22000 [6.4]	3.70	13500 [4.0]	2.50	9.00
F03015RSJ	FH3617TTS*SN	29400 [8.6]	22500 [6.6]	6900 [2.0]	15.50	13.00	1025 [483.7]	27000 [7.9]	3.70	16600 [4.9]	2.40	9.00
F03615RSC	FH3617TTS*SN	35600 [10.4]	26400 [7.7]	9200 [2.7]	15.00	12.50	1175 [554.5]	33800 [9.9]	3.66	22200 [6.5]	2.66	9.00
F03615RSJ	FH3617TTS*SN	35600 [10.4]	26400 [7.7]	9200 [2.7]	15.00	12.50	1175 [554.5]	33800 [9.9]	3.66	22200 [6.5]	2.66	9.00
F04215RSC	FH4821TTS*SN	42500 [12.5]	30500 [8.9]	12000 [3.5]	15.00	12.50	1350 [637.1]	40000 [11.7]	3.76	25600 [7.5]	2.60	9.00
F04215RSJ	FH4821TTS*SN	42500 [12.5]	30500 [8.9]	12000 [3.5]	15.00	12.50	1350 [637.1]	40000 [11.7]	3.76	25600 [7.5]	2.60	9.00
F04815RSC	FH4821TTS*SN	47000 [13.8]	34100 [10.0]	12900 [3.8]	15.00	12.50	1500 [707.9]	44500 [13.0]	3.66	28800 [8.4]	2.60	9.00
F04815RSJ	FH4821TTS*SN	47000 [13.8]	34100 [10.0]	12900 [3.8]	15.00	12.50	1500 [707.9]	44500 [13.0]	3.66	28800 [8.4]	2.60	9.00
F06015RSC	FH6024TTS*SN	58000 [17.0]	42400 [12.4]	15600 [4.6]	15.00	12.50	1775 [837.7]	56000 [16.4]	3.76	35600 [10.4]	2.66	9.00
F06015RSJ	FH6024TTS*SN	58000 [17.0]	42400 [12.4]	15600 [4.6]	15.00	12.50	1775 [837.7]	56000 [16.4]	3.76	35600 [10.4]	2.66	9.00

FF100 Furnace Ratings													
Outdoor Unit	Furnace	Indoor Coil	Total Capacity BTU/H [kW]	Net Sensible BTU/H [kW]	Net Latent BTU/H [kW]	SEER	EER	Indoor CFM [L/s]	47 Degree Heating Capacity BTU/H [kW]	47 Degree COP	17 Degree Heating Capacity BTU/H [kW]	47 Degree COP	Region IV HSPF
F04215RSC	FF100215TS95M	FCC4821TMA	42000 [12.3]	30200 [8.9]	11800 [3.5]	14.00	11.50	1400 [660.7]	40500 [11.9]	3.66	26000 [7.6]	2.54	9.00
F04215RSJ	FF100215TS95M	FCC4824TSA	42000 [12.3]	30200 [8.9]	11800 [3.5]	14.00	11.50	1400 [660.7]	40500 [11.9]	3.66	26000 [7.6]	2.54	9.00
F04815RSC	FF100215TS95M	FCC4821TMA	42000 [12.3]	30200 [8.9]	11800 [3.5]	14.00	11.50	1400 [660.7]	40500 [11.9]	3.66	26000 [7.6]	2.54	9.00
F04815RSJ	FF100215TS95M	FCC4824TSA	42000 [12.3]	30200 [8.9]	11800 [3.5]	14.00	11.50	1400 [660.7]	40500 [11.9]	3.66	26000 [7.6]	2.54	9.00
F04815RSC	FF100215TS95M	FCC4821TMA	45500 [13.3]	31800 [9.3]	13700 [4.0]	14.50	12.00	1375 [648.9]	45000 [13.2]	3.60	28800 [8.4]	2.50	9.00
F04815RSJ	FF100215TS95M	FCC4824TSA	45500 [13.3]	31800 [9.3]	13700 [4.0]	14.50	12.00	1375 [648.9]	45000 [13.2]	3.60	28800 [8.4]	2.50	9.00

[ ] Designates Metric Conversions

Performance Data @ AHRI Standard Conditions – Heat Pump (con't.)

FF115 Furnace Ratings													
Outdoor Unit	Furnace	Indoor Coil	Total Capacity BTU/H [kW]	Net Sensible BTU/H [kW]	Net Latent BTU/H [kW]	SEER	EER	Indoor CFM [L/s]	47 Degree Heating Capacity BTU/H [kW]	47 Degree COP	17 Degree Heating Capacity BTU/H [kW]	47 Degree COP	Region IV HSPF
FO4215RSC	FF115245TS95M	FCC4824TSA	42000 [12.3]	30400 [8.9]	11600 [3.4]	14.00	11.50	1425 [672.5]	40500 [11.9]	3.60	26200 [7.7]	2.54	9.00
FO4215RSJ	FF115245TS95M	FCC4824TSA	42000 [12.3]	30400 [8.9]	11600 [3.4]	14.00	11.50	1425 [672.5]	40500 [11.9]	3.60	26200 [7.7]	2.54	9.00
FO4815RSC	FF115245TS95M	FCC4824TSA	46000 [13.5]	32400 [9.5]	13600 [4.0]	14.50	12.00	1400 [660.7]	45000 [13.2]	3.60	29000 [8.5]	2.50	9.00
FO4815RSJ	FF115245TS95M	FCC4824TSA	46000 [13.5]	32400 [9.5]	13600 [4.0]	14.50	12.00	1400 [660.7]	45000 [13.2]	3.60	29000 [8.5]	2.50	9.00
FO6015RSC	FF115245TS95M	FCC6024THA	57000 [16.7]	39700 [11.6]	17300 [5.1]	14.00	11.50	1600 [755.1]	55500 [16.3]	3.66	35200 [10.3]	2.50	9.00
FO6015RSJ	FF115245TS95M	FCC6024THA	57000 [16.7]	39700 [11.6]	17300 [5.1]	14.00	11.50	1600 [755.1]	55500 [16.3]	3.66	35200 [10.3]	2.50	9.00
FO6015RSJ	FF115245TS95M	FCC6024TSA	57000 [16.7]	39700 [11.6]	17300 [5.1]	14.00	11.50	1600 [755.1]	55500 [16.3]	3.66	35200 [10.3]	2.50	9.00

FF401 Furnace Ratings													
Outdoor Unit	Furnace	Indoor Coil	Total Capacity BTU/H [kW]	Net Sensible BTU/H [kW]	Net Latent BTU/H [kW]	SEER	EER	Indoor CFM [L/s]	47 Degree Heating Capacity BTU/H [kW]	47 Degree COP	17 Degree Heating Capacity BTU/H [kW]	47 Degree COP	Region IV HSPF
FO1815RSJ	FF40173TS95M	FCC2417TSA	18000 [5.3]	14000 [4.1]	4000 [1.2]	15.50	13.00	650 [306.8]	15800 [4.6]	3.60	9200 [2.7]	2.34	9.00
FO2415RSJ	FF40173TS95M	FCC2417TSA	24000 [7.0]	17900 [5.2]	6100 [1.8]	15.50	12.50	850 [401.2]	22000 [6.4]	3.66	13600 [4.0]	2.46	9.00
FO3015RSJ	FF40173TS95M	FCC3617TSA	28800 [8.4]	21400 [6.3]	7400 [2.2]	15.50	13.00	925 [436.6]	26600 [7.8]	3.60	16300 [4.8]	2.30	8.50
FO3615RSC	FF40173TS95M	FCC3621TSA	28800 [8.4]	21500 [6.3]	7300 [2.1]	15.50	13.00	950 [448.4]	26800 [7.9]	3.66	16500 [4.8]	2.34	9.00
FO3615RSJ	FF40173TS95M	FCC3617TSA	35000 [10.3]	25500 [7.5]	9500 [2.8]	14.00	11.50	1125 [530.9]	34000 [10.0]	3.54	22200 [6.5]	2.54	9.00
FO3615RSJ	FF40173TS95M	FCC3621TSA	35000 [10.3]	25800 [7.6]	9400 [2.8]	14.50	12.00	1150 [542.7]	34200 [10.0]	3.60	22400 [6.6]	2.60	9.00
FO3615RSJ	FF40173TS95M	FCC3617TSA	35000 [10.3]	25500 [7.5]	9500 [2.8]	14.00	11.50	1125 [530.9]	34000 [10.0]	3.54	22200 [6.5]	2.54	9.00
FO3615RSJ	FF40173TS95M	FCC3621TSA	35200 [10.3]	25800 [7.6]	9400 [2.8]	14.50	12.00	1150 [542.7]	34200 [10.0]	3.60	22400 [6.6]	2.60	9.00

FF601 Furnace Ratings													
Outdoor Unit	Furnace	Indoor Coil	Total Capacity BTU/H [kW]	Net Sensible BTU/H [kW]	Net Latent BTU/H [kW]	SEER	EER	Indoor CFM [L/s]	47 Degree Heating Capacity BTU/H [kW]	47 Degree COP	17 Degree Heating Capacity BTU/H [kW]	47 Degree COP	Region IV HSPF
FO2415RSJ	FF60173TS95M	FCC2417TSA	24000 [7.0]	17900 [5.2]	6100 [1.8]	15.00	12.50	875 [413.0]	22200 [6.5]	3.54	13800 [4.0]	2.40	8.50
FO3015RSJ	FF60173TS95M	FCC3617TSA	29000 [8.5]	21900 [6.4]	7100 [2.1]	14.50	12.00	1025 [483.7]	27400 [8.0]	3.60	17000 [5.0]	2.34	9.00
FO3015RSJ	FF60173TS95M	FCC3621TSA	29000 [8.5]	21900 [6.4]	7100 [2.1]	14.50	12.00	1025 [483.7]	27400 [8.0]	3.60	17000 [5.0]	2.34	9.00

[ ] Designates Metric Conversions

### Performance Data @ AHRI Standard Conditions – Heat Pump (con't.)

FF401 Furnace Ratings													
Outdoor Unit	Furnace	Indoor Coil	Total Capacity BTU/H [kW]	Net Sensible BTU/H [kW]	Net Latent BTU/H [kW]	SEER	EER	Indoor CFM [L/s]	47 Degree Heating Capacity BTU/H [kW]	47 Degree COP	17 Degree Heating Capacity BTU/H [kW]	47 Degree COP	Region IV HSPF
FO1815RSJ	FF40173TS95M	FCC2417TSA	18000 [5.3]	14000 [4.1]	4000 [1.2]	15.50	13.00	650 [306.8]	15800 [4.6]	3.60	9200 [2.7]	2.34	9.00
FO2415RSJ	FF40173TS95M	FCC2417TSA	24000 [7.0]	17900 [5.2]	6100 [1.8]	15.50	12.50	850 [401.2]	22000 [6.4]	3.66	13600 [4.0]	2.46	9.00
FO3015RSJ	FF40173TS95M	FCC3617TSA	28800 [8.4]	21400 [6.3]	7400 [2.2]	15.50	13.00	925 [436.6]	26600 [7.8]	3.60	16300 [4.8]	2.30	8.50
		FCC3621TSA	28800 [8.4]	21500 [6.3]	7300 [2.1]	15.50	13.00	950 [448.4]	26800 [7.9]	3.66	16500 [4.8]	2.34	9.00
FO3615RSC	FF40173TS95M	FCC3617TSA	35000 [10.3]	25500 [7.5]	9500 [2.8]	14.00	11.50	1125 [530.9]	34000 [10.0]	3.54	22200 [6.5]	2.54	9.00
		FCC3621TSA	35200 [10.3]	25800 [7.6]	9400 [2.8]	14.50	12.00	1150 [542.7]	34200 [10.0]	3.60	22400 [6.6]	2.60	9.00
FO3615RSJ	FF40173TS95M	FCC3617TSA	35000 [10.3]	25500 [7.5]	9500 [2.8]	14.00	11.50	1125 [530.9]	34000 [10.0]	3.54	22200 [6.5]	2.54	9.00
		FCC3621TSA	35200 [10.3]	25800 [7.6]	9400 [2.8]	14.50	12.00	1150 [542.7]	34200 [10.0]	3.60	22400 [6.6]	2.60	9.00

FF601 Furnace Ratings													
Outdoor Unit	Furnace	Indoor Coil	Total Capacity BTU/H [kW]	Net Sensible BTU/H [kW]	Net Latent BTU/H [kW]	SEER	EER	Indoor CFM [L/s]	47 Degree Heating Capacity BTU/H [kW]	47 Degree COP	17 Degree Heating Capacity BTU/H [kW]	47 Degree COP	Region IV HSPF
FO2415RSJ	FF60173TS95M	FCC2417TSA	24000 [7.0]	17900 [5.2]	6100 [1.8]	15.00	12.50	875 [413.0]	22200 [6.5]	3.54	13800 [4.0]	2.40	8.50
FO3015RSJ	FF60173TS95M	FCC3617TSA	29000 [8.5]	21900 [6.4]	7100 [2.1]	14.50	12.00	1025 [483.7]	27400 [8.0]	3.60	17000 [5.0]	2.34	9.00
		FCC3621TSA	29000 [8.5]	21900 [6.4]	7100 [2.1]	14.50	12.00	1025 [483.7]	27400 [8.0]	3.60	17000 [5.0]	2.34	9.00

FF701 Furnace Ratings													
Outdoor Unit	Furnace	Indoor Coil	Total Capacity BTU/H [kW]	Net Sensible BTU/H [kW]	Net Latent BTU/H [kW]	SEER	EER	Indoor CFM [L/s]	47 Degree Heating Capacity BTU/H [kW]	47 Degree COP	17 Degree Heating Capacity BTU/H [kW]	47 Degree COP	Region IV HSPF
FO2415RSJ	FF70173TS95M	FCC2417TSA	23800 [7.0]	17700 [5.2]	6100 [1.8]	15.00	12.50	825 [389.4]	22200 [6.5]	3.60	13700 [4.0]	2.46	8.50
FO3015RSJ	FF70173TS95M	FCC3617TSA	28600 [8.4]	21200 [6.2]	7400 [2.2]	15.00	12.50	925 [436.6]	26600 [7.8]	3.50	16400 [4.8]	2.26	8.50
		FCC3621TSA	28600 [8.4]	21200 [6.2]	7400 [2.2]	15.00	12.50	925 [436.6]	26800 [7.9]	3.54	16600 [4.9]	2.30	8.50
FO3615RSC	FF70173TS95M	FCC3617TSA	34600 [10.1]	24900 [7.3]	9700 [2.8]	14.00	11.50	1075 [507.3]	33800 [9.9]	3.46	22200 [6.5]	2.50	8.50
		FCC3621TSA	34800 [10.2]	25200 [7.4]	9600 [2.8]	14.00	11.50	1100 [519.1]	34000 [10.0]	3.54	22400 [6.6]	2.50	9.00
FO3615RSJ	FF70173TS95M	FCC3617TSA	34600 [10.1]	24900 [7.3]	9700 [2.8]	14.00	11.50	1075 [507.3]	33800 [9.9]	3.46	22200 [6.5]	2.50	8.50
		FCC3621TSA	34800 [10.2]	25200 [7.4]	9600 [2.8]	14.00	11.50	1100 [519.1]	34000 [10.0]	3.54	22400 [6.6]	2.50	9.00

[ ] Designates Metric Conversions

### Performance Data @ AHRI Standard Conditions – Heat Pump (con't.)

FF852 Furnace Ratings													
Outdoor Unit	Furnace	Indoor Coil	Total Capacity BTU/H [kW]	Net Sensible BTU/H [kW]	Net Latent BTU/H [kW]	SEER	EER	Indoor CFM [L/s]	47 Degree Heating Capacity BTU/H [kW]	47 Degree COP	17 Degree Heating Capacity BTU/H [kW]	47 Degree COP	Region IV HSPF
F03615RSC	FF85215TS95M	FCC3617TSA	34800 [10.2]	25200 [7.4]	9600 [2.8]	14.50	12.00	1100 [519.1]	34000 [10.0]	3.60	22200 [6.5]	2.54	9.00
F03615RSJ	FF85215TS95M	FCC3621TSA	35000 [10.3]	25500 [7.5]	9500 [2.8]	14.50	12.00	1125 [530.9]	34000 [10.0]	3.60	22400 [6.6]	2.66	9.00
F04215RSC	FF85215TS95M	FCC3617TSA	34800 [10.2]	25200 [7.4]	9600 [2.8]	14.50	12.00	1100 [519.1]	34000 [10.0]	3.60	22200 [6.5]	2.54	9.00
F04215RSJ	FF85215TS95M	FCC3621TSA	35000 [10.3]	25500 [7.5]	9500 [2.8]	14.50	12.00	1125 [530.9]	34000 [10.0]	3.60	22400 [6.6]	2.66	9.00
F04815RSC	FF85215TS95M	FCC4821TMA	42000 [12.3]	30400 [8.9]	11600 [3.4]	14.00	11.50	1425 [672.5]	40500 [11.9]	3.60	26200 [7.7]	2.54	9.00
F04815RSJ	FF85215TS95M	FCC4822TSA	42000 [12.3]	30400 [8.9]	11600 [3.4]	14.00	11.50	1425 [672.5]	40500 [11.9]	3.60	26200 [7.7]	2.54	9.00
F04815RSC	FF85215TS95M	FCC4821TMA	42000 [12.3]	30400 [8.9]	11600 [3.4]	14.00	11.50	1425 [672.5]	40500 [11.9]	3.60	26200 [7.7]	2.54	9.00
F04815RSJ	FF85215TS95M	FCC4822TSA	42000 [12.3]	30400 [8.9]	11600 [3.4]	14.00	11.50	1425 [672.5]	40500 [11.9]	3.60	26200 [7.7]	2.54	9.00
F06015RSC	FF85215TS95M	FCC4821TMA	45500 [13.3]	31900 [9.3]	13600 [4.0]	14.50	12.00	1400 [660.7]	45000 [13.2]	3.60	29000 [8.5]	2.50	9.00
F06015RSJ	FF85215TS95M	FCC4822TSA	45500 [13.3]	31900 [9.3]	13600 [4.0]	14.50	12.00	1400 [660.7]	45000 [13.2]	3.60	29000 [8.5]	2.50	9.00
F06015RSC	FF85215TS95M	FCC6024THA	57000 [16.7]	39900 [11.7]	17100 [5.0]	14.00	11.50	1625 [766.9]	56000 [16.4]	3.66	35400 [10.4]	2.54	9.00
F06015RSJ	FF85215TS95M	FCC6024TSA	57000 [16.7]	39900 [11.7]	17100 [5.0]	14.00	11.50	1625 [766.9]	56000 [16.4]	3.66	35400 [10.4]	2.54	9.00

FF100 Furnace Ratings													
Outdoor Unit	Furnace	Indoor Coil	Total Capacity BTU/H [kW]	Net Sensible BTU/H [kW]	Net Latent BTU/H [kW]	SEER	EER	Indoor CFM [L/s]	47 Degree Heating Capacity BTU/H [kW]	47 Degree COP	17 Degree Heating Capacity BTU/H [kW]	47 Degree COP	Region IV HSPF
F04215RSC1	FF100215TS92M1	FCC4821TMA	42000 [12.3]	30400 [8.9]	11600 [3.4]	14.00	11.50	1425 [672.5]	40500 [11.9]	3.66	26200 [7.7]	2.54	9.00
F04215RSJ1	FF100215TS92M1	FCC4822TSA	42000 [12.3]	30400 [8.9]	11600 [3.4]	14.00	11.50	1425 [672.5]	40500 [11.9]	3.66	26200 [7.7]	2.54	9.00
F04815RSC1	FF100215TS92M1	FCC4821TMA	42000 [12.3]	30400 [8.9]	11600 [3.4]	14.00	11.50	1425 [672.5]	40500 [11.9]	3.66	26200 [7.7]	2.54	9.00
F04815RSJ1	FF100215TS92M1	FCC4822TSA	42000 [12.3]	30400 [8.9]	11600 [3.4]	14.00	11.50	1425 [672.5]	40500 [11.9]	3.66	26200 [7.7]	2.54	9.00

[ ] Designates Metric Conversions



### Performance Data @ AHRI Standard Conditions – Heat Pump (con't.)

FF115 Furnace Ratings													
Outdoor Unit	Furnace	Indoor Coil	Total Capacity BTU/H [kW]	Net Sensible BTU/H [kW]	Net Latent BTU/H [kW]	SEER	EER	Indoor CFM [L/s]	47 Degree Heating Capacity BTU/H [kW]	47 Degree COP	17 Degree Heating Capacity BTU/H [kW]	47 Degree COP	Region IV HSPF
FO4215RSC	FF115245TS92M	FCC4824TSA	42000 [12.3]	29700 [8.7]	12300 [3.6]	14.50	12.00	1300 [613.5]	40000 [11.7]	3.76	25800 [7.6]	2.60	9.00
FO4215RSJ	FF115245TS92M	FCC4824TSA	42000 [12.3]	29700 [8.7]	12300 [3.6]	14.50	12.00	1300 [613.5]	40000 [11.7]	3.76	25800 [7.6]	2.60	9.00
FO4815RSC	FF115245TS92M	FCC4824TSA	46500 [13.6]	33500 [9.8]	13000 [3.8]	14.50	12.00	1500 [707.9]	45000 [13.2]	3.60	29400 [8.6]	2.54	9.00
FO4815RSJ	FF115245TS92M	FCC4824TSA	46500 [13.6]	33500 [9.8]	13000 [3.8]	14.50	12.00	1500 [707.9]	45000 [13.2]	3.60	29400 [8.6]	2.54	9.00
FO6015RSC	FF115245TS92M	FCC6024THA	57500 [16.9]	41000 [12.0]	16500 [4.8]	14.00	11.50	1700 [802.3]	56500 [16.6]	3.76	35600 [10.4]	2.60	9.00
FO6015RSJ	FF115245TS92M	FCC6024TSA	57500 [16.9]	41000 [12.0]	16500 [4.8]	14.00	11.50	1700 [802.3]	56500 [16.6]	3.76	35600 [10.4]	2.60	9.00
FO6015RSJ	FF115245TS92M	FCC6024TSA	57500 [16.9]	41000 [12.0]	16500 [4.8]	14.00	11.50	1700 [802.3]	56500 [16.6]	3.76	35600 [10.4]	2.60	9.00

FF401 Furnace Ratings													
Outdoor Unit	Furnace	Indoor Coil	Total Capacity BTU/H [kW]	Net Sensible BTU/H [kW]	Net Latent BTU/H [kW]	SEER	EER	Indoor CFM [L/s]	47 Degree Heating Capacity BTU/H [kW]	47 Degree COP	17 Degree Heating Capacity BTU/H [kW]	47 Degree COP	Region IV HSPF
FO1815RSJ	FF40173TS92M	FCC2417TSA	18000 [5.3]	14000 [4.1]	4000 [1.2]	15.50	13.00	675 [318.6]	15900 [4.7]	3.54	9300 [2.7]	2.34	9.00
FO2415RSJ	FF40173TS92M	FCC2417TSA	23800 [7.0]	17600 [5.2]	6200 [1.8]	15.50	13.00	750 [354.0]	21000 [6.2]	3.40	12900 [3.8]	2.30	8.50
FO3015RSJ	FF40173TS92M	FCC3617TSA	29000 [8.5]	22000 [6.4]	7000 [2.1]	15.00	12.50	1050 [495.5]	27400 [8.0]	3.60	17000 [5.0]	2.34	9.00
FO3015RSJ	FF40173TS92M	FCC3621TSA	29000 [8.5]	22000 [6.4]	7000 [2.1]	15.00	12.50	1050 [495.5]	27400 [8.0]	3.60	17000 [5.0]	2.34	9.00

FF601 Furnace Ratings													
Outdoor Unit	Furnace	Indoor Coil	Total Capacity BTU/H [kW]	Net Sensible BTU/H [kW]	Net Latent BTU/H [kW]	SEER	EER	Indoor CFM [L/s]	47 Degree Heating Capacity BTU/H [kW]	47 Degree COP	17 Degree Heating Capacity BTU/H [kW]	47 Degree COP	Region IV HSPF
FO1815RSJ	FF60173TS92M	FCC2417TSA	18000 [5.3]	14000 [4.1]	4000 [1.2]	15.50	13.00	600 [283.2]	15500 [4.5]	3.46	9100 [2.7]	2.26	8.50
FO2415RSJ	FF60173TS92M	FCC2417TSA	24000 [7.0]	18000 [5.3]	6000 [1.8]	15.00	12.50	850 [401.2]	22200 [6.5]	3.60	13700 [4.0]	2.46	9.00
FO3015RSJ	FF60173TS92M	FCC3617TSA	28800 [8.4]	21800 [6.4]	7000 [2.1]	14.50	12.00	1025 [483.7]	27400 [8.0]	3.60	17000 [5.0]	2.30	8.50
FO4215RSC	FF60173TS92M	FCC3621TSA	28800 [8.4]	21800 [6.4]	7000 [2.1]	14.50	12.00	1025 [483.7]	27400 [8.0]	3.60	17000 [5.0]	2.30	8.50
FO4215RSJ	FF60173TS92M	FCC4821TMA	41000 [12.0]	28400 [8.3]	12600 [3.7]	14.00	11.50	1250 [589.9]	40000 [11.7]	3.60	25800 [7.6]	2.50	9.00
FO4215RSJ	FF60173TS92M	FCC4821TMA	41000 [12.0]	28400 [8.3]	12600 [3.7]	14.00	11.50	1250 [589.9]	40000 [11.7]	3.60	25800 [7.6]	2.50	9.00

[ ] Designates Metric Conversions

**Performance Data @ AHRI Standard Conditions – Heat Pump (con't.)**

FF701 Furnace Ratings													
Outdoor Unit	Furnace	Indoor Coil	Total Capacity BTU/H [kW]	Net Sensible BTU/H [kW]	Net Latent BTU/H [kW]	SEER	EER	Indoor CFM [L/s]	47 Degree Heating Capacity BTU/H [kW]	47 Degree COP	17 Degree Heating Capacity BTU/H [kW]	47 Degree COP	Region IV HSPF
FO2415RSJ	FF70173TS92M	FCC2417TSA	24000 [7.0]	17900 [5.2]	6100 [1.8]	15.00	12.50	850 [401.2]	22200 [6.5]	3.60	13600 [4.0]	2.46	9.00
FO3015RSJ	FF70173TS92M	FCC3617TSA	28600 [8.4]	21200 [6.2]	7400 [2.2]	15.00	12.50	925 [436.6]	26600 [7.8]	3.54	16400 [4.8]	2.30	8.50
FO4215RSC	FF70173TS92M	FCC3621TSA	28600 [8.4]	21200 [6.2]	7400 [2.2]	15.00	12.50	925 [436.6]	26600 [7.8]	3.54	16400 [4.8]	2.30	8.50
FO4215RSJ	FF70173TS92M	FCC4821TMA	41500 [12.2]	28900 [8.5]	12600 [3.7]	14.00	11.50	1250 [589.9]	40500 [11.9]	3.66	25800 [7.6]	2.54	9.00
FO4215RSJ	FF70173TS92M	FCC4821TMA	41500 [12.2]	28900 [8.5]	12600 [3.7]	14.00	11.50	1250 [589.9]	40500 [11.9]	3.66	25800 [7.6]	2.54	9.00

FF852 Furnace Ratings													
Outdoor Unit	Furnace	Indoor Coil	Total Capacity BTU/H [kW]	Net Sensible BTU/H [kW]	Net Latent BTU/H [kW]	SEER	EER	Indoor CFM [L/s]	47 Degree Heating Capacity BTU/H [kW]	47 Degree COP	17 Degree Heating Capacity BTU/H [kW]	47 Degree COP	Region IV HSPF
FO4215RSC	FF85215TS92M	FCC4821TMA	41500 [12.2]	28800 [8.4]	12700 [3.7]	14.50	12.00	1225 [578.1]	40000 [11.7]	3.70	25400 [7.4]	2.54	9.00
FO4215RSJ	FF85215TS92M	FCC4824TSA	41500 [12.2]	28800 [8.4]	12700 [3.7]	14.50	12.00	1225 [578.1]	40000 [11.7]	3.70	25400 [7.4]	2.54	9.00
FO4815RSC	FF85215TS92M	FCC4821TMA	41500 [12.2]	28800 [8.4]	12700 [3.7]	14.00	11.50	1500 [707.9]	45000 [13.2]	3.54	29600 [8.7]	2.50	9.00
FO4815RSJ	FF85215TS92M	FCC4824TSA	46000 [13.5]	33000 [9.7]	13000 [3.8]	14.00	11.50	1500 [707.9]	45000 [13.2]	3.54	29600 [8.7]	2.50	9.00
FO4815RSJ	FF85215TS92M	FCC4821TMA	46000 [13.5]	33000 [9.7]	13000 [3.8]	14.00	11.50	1500 [707.9]	45000 [13.2]	3.54	29600 [8.7]	2.50	9.00
FO4815RSJ	FF85215TS92M	FCC4824TSA	46000 [13.5]	33000 [9.7]	13000 [3.8]	14.00	11.50	1500 [707.9]	45000 [13.2]	3.54	29600 [8.7]	2.50	9.00

## Performance Data @ AHRI Standard Conditions – Heat Pump (con't.)

Air Handler Ratings												
Outdoor Unit	Air Handler	Total Capacity BTU/H [kW]	Net Sensible BTU/H [kW]	Net Latent BTU/H [kW]	SEER	EER	Indoor CFM [L/s]	47 Degree Heating Capacity BTU/H [kW]	47 Degree COP	17 Degree Heating Capacity BTU/H [kW]	17 Degree COP	Region IV HSPF
FO1815RSJ	FH1817TTPS*SN	17900 [5.2]	13700 [4.0]	4200 [1.2]	14.50	12.00	600 [283.2]	15800 [4.6]	3.30	9400 [2.8]	2.20	8.20
FO2415RSJ	FH2417TTPS*SN	23600 [6.9]	17500 [5.1]	6100 [1.8]	14.00	11.50	800 [377.6]	22400 [6.6]	3.50	14000 [4.1]	2.34	8.50
FO3015RSJ	FH3017TTPS*SN	28400 [8.3]	21100 [6.2]	7300 [2.1]	14.50	12.00	950 [448.4]	27200 [8.0]	3.50	16900 [5.0]	2.26	8.50
FO3615RSC	FH3617TTPS*SN	34600 [10.1]	25000 [7.3]	9600 [2.8]	14.00	11.50	1100 [519.1]	34200 [10.0]	3.46	22400 [6.6]	2.50	8.50
	FH3621TTPS*SN	34600 [10.1]	25000 [7.3]	9600 [2.8]	14.00	11.50	1100 [519.1]	34200 [10.0]	3.46	22400 [6.6]	2.50	8.50
FO3615RSJ	FH3617TTPS*SN	34600 [10.1]	25000 [7.3]	9600 [2.8]	14.00	11.50	1100 [519.1]	34200 [10.0]	3.46	22400 [6.6]	2.50	8.50
	FH3621TTPS*SN	34600 [10.1]	25000 [7.3]	9600 [2.8]	14.00	11.50	1100 [519.1]	34200 [10.0]	3.46	22400 [6.6]	2.50	8.50
FO4215RSC	FH4221TTPS*SN	41500 [12.2]	30700 [9.0]	10800 [3.2]	14.00	11.50	1400 [660.7]	41000 [12.0]	3.70	26800 [7.9]	2.60	9.00
	FH4824TTS*SN	43000 [12.6]	32100 [9.4]	10900 [3.2]	14.50	12.00	1550 [731.5]	40000 [11.7]	3.76	25800 [7.6]	2.60	9.00
FO4215RSJ	FH4221TTPS*SN	41500 [12.2]	30700 [9.0]	10800 [3.2]	14.00	11.50	1400 [660.7]	41000 [12.0]	3.70	26800 [7.9]	2.60	9.00
	FH4824TTS*SN	43000 [12.6]	32100 [9.4]	10900 [3.2]	14.50	12.00	1550 [731.5]	40000 [11.7]	3.76	25800 [7.6]	2.60	9.00
FO4815RSC	FH4821TTPS*SN	46000 [13.5]	33000 [9.7]	13000 [3.8]	14.00	11.50	1500 [707.9]	45500 [13.3]	3.50	29600 [8.7]	2.50	9.00
	FH4824TTS*SN	47000 [13.8]	34400 [10.1]	12600 [3.7]	15.50	12.50	1550 [731.5]	44500 [13.0]	3.70	28800 [8.4]	2.60	9.00
FO4815RSJ	FH4821TTPS*SN	46000 [13.5]	33000 [9.7]	13000 [3.8]	14.00	11.50	1500 [707.9]	45500 [13.3]	3.50	29600 [8.7]	2.50	9.00
	FH4824TTS*SN	47000 [13.8]	34400 [10.1]	12600 [3.7]	15.50	12.50	1550 [731.5]	44500 [13.0]	3.70	28800 [8.4]	2.60	9.00

[ J ] Designates Metric Conversions

## GUIDE SPECIFICATIONS

### General

#### System Description

Outdoor-mounted, air-cooled, split-system heat pump unit suitable for ground or rooftop installation. Unit consists of a hermetic compressor, composite basepan, an air-cooled coil, propeller-type condenser fan, suction and liquid line service valve, and a control box. Unit will discharge supply air upward as shown on contract drawings. Unit will be used in a refrigeration circuit to match up to a coil unit.

#### Quality Assurance

- Unit will be rated in accordance with the latest edition of AHRI Standard 210.
- Unit will be certified for capacity and efficiency, and listed in the latest AHRI directory.
- Unit construction will comply with latest edition of ANSI/ASHRAE and with NEC.
- Unit will be constructed in accordance with UL standards and will carry the UL label of approval. Unit will have c-UL-us approval.
- Unit cabinet will be capable of withstanding ASTM B117 1000-hr salt spray test.
- Air-cooled condenser coils will be leak tested at 150 psig and pressure tested at 550 psig.
- Unit constructed in ISO9001 approved facility.

#### Delivery, Storage, and Handling

- Unit will be shipped as single package only and is stored and handled per unit manufacturer's recommendations.

**Warranty (for inclusion by specifying engineer)** – U.S. and Canada only.

### Products

#### Equipment

Factory assembled, single piece, air-cooled heat pump unit. Contained within the unit enclosure is all factory wiring, piping, controls, compressor, refrigerant charge R-410A, and special features required prior to field start-up.

#### Unit Cabinet

- Unit cabinet will be constructed of galvanized steel, bonderized, and coated with a powder coat paint.
- All units constructed with louver coil protection and corner post. Louver can be removed by removing one fastener per louver panel.

### AIR-COOLED, SPLIT-SYSTEM HEAT PUMP

#### FO\*15R

#### 1-1/2 TO 5 NOMINAL TONS

#### Fans

- Condenser fan will be direct-drive propeller type, discharging air upward.
- Condenser fan motors will be totally enclosed, 1-phase type with class B insulation and permanently lubricated bearings. Shafts will be corrosion resistant.
- Fan blades will be statically and dynamically balanced.
- Condenser fan openings will be equipped with coated steel wire safety guards.

#### Compressor

- Compressor will be hermetically sealed.
- Compressor will be mounted on rubber vibration isolators.

#### Condenser Coil

- Condenser coil will be air cooled.
- Coil will be constructed of aluminum fins mechanically bonded to copper tubes.

#### Refrigeration Components

- Refrigeration circuit components will include liquid-line shutoff valve with sweat connections, vapor-line shutoff valve with sweat connections, system charge of R-410A refrigerant, and compressor oil.
- Unit will be equipped with filter drier for R-410A refrigerant for field installation.

#### Operating Characteristics

- The capacity of the unit will meet or exceed \_\_\_\_\_ Btuh at a suction temperature of \_\_\_\_\_ °F/°C. The power consumption at full load will not exceed \_\_\_\_\_ kW.
- Combination of the unit and the evaporator or fan coil unit will have a total net cooling capacity of \_\_\_\_\_ Btuh or greater at conditions of \_\_\_\_\_ CFM entering air temperature at the evaporator at \_\_\_\_\_ °F/°C wet bulb and \_\_\_\_\_ °F/°C dry bulb, and air entering the unit at \_\_\_\_\_ °F/°C.
- The system will have a SEER of \_\_\_\_\_ Btuh/watt or greater at DOE conditions.

#### Electrical Requirements

- Nominal unit electrical characteristics will be \_\_\_\_\_ v, single phase, 60 hz. The unit will be capable of satisfactory operation within voltage limits of \_\_\_\_\_ v to \_\_\_\_\_ v.
- Nominal unit electrical characteristics will be \_\_\_\_\_ v, three phase, 60 hz. The unit will be capable of satisfactory operation within voltage limits of \_\_\_\_\_ v to \_\_\_\_\_ v.
- Unit electrical power will be single point connection.
- Control circuit will be 24v.

#### Special Features

- Refer to section of this literature identifying accessories and descriptions for specific features and available enhancements.

**GENERAL TERMS OF LIMITED WARRANTY\***

*Fujitsu General America, Inc.* will furnish a replacement for any part of this product which fails in normal use and service within the applicable period stated, in accordance with the terms of the limited warranty.

Conditional Parts  
(Registration Required) .....Ten (10) Years

**\*For complete details of the Limited and Conditional Warranties, including applicable terms and conditions, contact your local contractor or the Manufacturer for a copy of the product warranty certificate.**





---

**Before proceeding with installation, refer to installation instructions packaged with each model, as well as complying with all Federal, State, Provincial, and Local codes, regulations, and practices.**

---

*"In keeping with its policy of continuous progress and product improvement, the right is reserved to make changes without notice."*